

QUARTERLY PHYSICAL REPORT OF OPERATION
As of December 31, 2014

Department : Department of Science and Technology
Agency : Philippine Science High School - Ilocos Region Campus
Operating Unit : 00002
Organization Code : 19 016 08 00002

✓	Current Year Appropriations
	Supplemental Appropriations
	Continuing Appropriations
	Off-Budget Account

Particulars	UACS CODE	Physical Targets					Physical Accomplishments					Variance as of Sept 30	Remarks	
		1st Quarter	2nd Quarter	3rd Quarter	4th Quarter	Total	1st Quarter	2nd Quarter	3rd Quarter	4th Quarter	TOTAL			
1	2	3	4	5	6	7= (3+4+5+6)	8	9	10	11	12= (8+9+10+11)	13 Over (Under)	14	
Part A														
I. OPERATIONS														
MFO 1 - Provision of Specialized Secondary Science Education														
PI 1: Operation of School Campus														
Quantity - number of students supported		323	338	-	-	418	323 <i>(75 scholars graduated on Mar 2014)</i>	333 <i>(90 scholars admitted for Grade 7)</i>	333	330	410	(5)	From the total number of scholars for the 1st quarter, 75 scholars graduated last March; 1 scholar transferred to another Campus; 3 scholars were dismissed and 1 scholar stopped due to health problem. Additional 90 scholars are enrolled for the Grade 7 for the SY 2014-2015.	
Quality - Percentage of students graduating within prescribed year of scholarship period		95%	-	-	-	95%	100%	n/a	n/a	n/a	100%			
Timeliness - Release of stipend within 5 working days from release of NCA		released within 5 working days from receipt of NCA				released within 5 working days from release of NCA	released within the average of 2 WDs from release of	released on the 8th WD from the release of NCA	released within the average of 4 WDs from release of NCA	released within the average of 2 WDs from release of NCA	released within the average of 4 WDs from release of NCA			
PI 2: Conduct of National Competitive Examination (NCE)														
Quantity - number of applicants in the National Competitive Examination (NCE)				1,150		1,150	n/a	30	1,388	n/a	1,418	268	The actual number of NCE applicants is higher than the targeted number of NCE applicants	
Quality - Percentage of K-7 students with general weighted average (GWA) of 2.5 and above by the second quarter of the school year				85%		85%	n/a	n/a	-	100%	100%		GWA of K-7 students was evaluated after the 2nd quarter of the school year	
Timeliness - Number of days to release test results of NCE qualifiers 5 days after approval by the PSHS System BOT					5 days from receipt of test results from PSHS Admissions	5 days from receipt of test results from PSHS Admissions	n/a	n/a	n/a	1 day from receipt of test results from PSHS Admissions	1 day from receipt of test results from PSHS Admissions			
PI 3: Policy Formulation, Program, Planning and Standard Development														
Quantity - number of policies updated/formulated, programs planned and standards developed to improve student performance		2						n/a	n/a	n/a	n/a	n/a		c/o PSHS Board of Trustees
Quality - Percentage of clients who rate the policies/programs as satisfactory or better		85% of clients are at least satisfied						-	-	-	96.55%	96.55%		
Timeliness - policies, programs and standards implemented within 15days from approval by PSHS System BOT		within 15 days from effectivity						-	-	-	within 1 day	within 1 day		

QUARTERLY PHYSICAL REPORT OF OPERATION
As of December 31, 2014

Department : Department of Science and Technology
Agency : Philippine Science High School - Ilocos Region Campus
Operating Unit : 00002
Organization Code : 19 016 08 00002

<input checked="" type="checkbox"/>	Current Year Appropriations
<input type="checkbox"/>	Supplemental Appropriations
<input type="checkbox"/>	Continuing Appropriations
<input type="checkbox"/>	Off-Budget Account

Particulars	UACS CODE	Physical Targets					Physical Accomplishments					Variance as of Sept 30	Remarks
		1st Quarter	2nd Quarter	3rd Quarter	4th Quarter	Total	1st Quarter	2nd Quarter	3rd Quarter	4th Quarter	TOTAL		
1	2	3	4	5	6	7= (3+4+5+6)	8	9	10	11	12= (8+9+10+11)	13 Over (Under)	14
Part B													
Major Programs/Projects													
KRA No. 2 - Poverty Reduction and Empowerment of the Poor and the Vulnerable													
MPP													
Quality Education Through Student Performance													
a Provision of Support to Scholars		323	338				323 (75 scholars graduated on Mar 2014)	333 (90 scholars admitted for Grade 7)	333	330	410	(5)	From the total number of scholars for the 1st quarter, 75 scholars graduated last March; 1 scholar transferred to another Campus; 3 scholars were dismissed and 1 scholar stopped due to health problem. Additional 90 scholars are enrolled for the Grade 7 for the SY 2014-2015.
b Facilitation of Test-Taking in the International Students Achievement Test (SAT) by students		60% of students who took the exams got score that reflect readiness for college in prestigious international schools				60% of students who took the exams got score that reflect readiness for college in prestigious international schools	87.5% of the students who took the SAT got a score that reflect readiness for college in prestigious schools				87.5% of the students who took the SAT got a score that reflect readiness for college in prestigious schools		
c Participation of PSHS students in International events		at least 2 events					-	1	2	1	4		
d Winnings/Recognitions in International Competitions		at least 1					-	1	2		3		
e Winnings/Recognitions in Local and National Competitions		at least 5					3	1	5	-	9		
f Performance in UPCAT		91% passing: belongs to Top 20 schools					99%	n/a	n/a	n/a	99%	99%	
g % of Grade 7 Scholars with General Wighted Average (GWA) of 2.5 or Better in the 2nd quarter				85%			n/a	n/a	-	100%	100%		GWA of K-7 students was evaluated after the 2nd quarter of the school year
h % of Students Graduating Within Prescribed Year of Scholarship		95%					100%	n/a	n/a	n/a	100%		
Culture of Science Through Knowledge Development													
a Conduct of researches in support of teaching/learning and utilization of research outputs by specific sectors research outputs by specific sectors			at least 1				n/a	1	-	-	1		
b Development of instructional materials and innovative educational modules		1 instructional material per teacher per quarter					29	34	34	34	131		

QUARTERLY PHYSICAL REPORT OF OPERATION
As of December 31, 2014

Department : Department of Science and Technology
Agency : Philippine Science High School - Ilocos Region Campus
Operating Unit : 00002
Organization Code : 19 016 08 00002

✓	Current Year Appropriations
	Supplemental Appropriations
	Continuing Appropriations
	Off-Budget Account

Particulars	UACS CODE	Physical Targets					Physical Accomplishments					Variance as of Sept 30	Remarks
		1st Quarter	2nd Quarter	3rd Quarter	4th Quarter	Total	1st Quarter	2nd Quarter	3rd Quarter	4th Quarter	TOTAL		
1	2	3	4	5	6	7= (3+4+5+6)	8	9	10	11	12= (8+9+10+11)	13 Over (Under)	14
Growth and Expansion of Service Delivery													
a No. of Applicants in the NCE				1,150			-	30	1388	-	1418	268	The actual number of NCE applicants is higher than the targeted number of NCE applicants
b No. of Test Centers				5 test centers			n/a	n/a	5	n/a	5		
Excellence in Governance Through Streamlined Administration and PAs Management													
a Time Implementation of Policies/Programs		within 15 days from receipt of BOT approved policy					-	-	-	within 1 day	within 1 day		
b Conduct of Client-Rating on Policies/Programs and Services		85% of clients are at least satisfied					-	-	-	96.55%	96.55%		
c Administration of Stipend		released within 5 working days from receipt of NCA				released within 5 working days from release of NCA	released within the average of 2 days from release of NCA	released on the 8th WD from the release of NCA	released within the average of 4 WDs from release of NCA	released within the average of 2 WDs from release of NCA	released within the average of 4 WDs from release of NCA		
KRA No. 3 - Rapid, Inclusive and Sustained Economic Growth													
Promotion of Culture of Science in Various Communities													
1 Participation in local science fair		2					1	-	-	-	1		
2 Organizing Local/National Trainings for Students and Teachers (i.e. UPLIFT, Tulong-Dunong, other community outreach projects, etc.)		5 programs implemented					2	1	5	2	10		
3 No. of Partners from LGUs, Local Communities, Private Sector, and Other S & T Institutions (i.e. Summer Science Internship Program, etc.)		8 agencies					5	14	14	-	33		
4 Sharing of Expertise Among International and Local Community of Teachers / Learners		2 programs implemented					-	1	1	2	4		


QUARTERLY PHYSICAL REPORT OF OPERATION
As of December 31, 2014

Department : Department of Science and Technology
 Agency : Philippine Science High School - Ilocos Region Campus
 Operating Unit : 00002
 Organization Code : 19 016 08 00002


<input checked="" type="checkbox"/>	Current Year Appropriations
<input type="checkbox"/>	Supplemental Appropriations
<input type="checkbox"/>	Continuing Appropriations
<input type="checkbox"/>	Off-Budget Account

Particulars	UACS CODE	Physical Targets					Physical Accomplishments					Variance as of Sept 30	Remarks	
		1st Quarter	2nd Quarter	3rd Quarter	4th Quarter	Total	1st Quarter	2nd Quarter	3rd Quarter	4th Quarter	TOTAL			
1	2	3	4	5	6	7= (3+4+5+6)	8	9	10	11	12= (8+9+10+11)	13 Over (Under)	14	
Sustained Development of Competitive Resources														
1 Responsive Human Resource Development Program Through Local and International Trainings		70% of employees attended trainings/seminars						73%	100%	33%	92%	100%		
2 Responsive Human Resource Development Program Through Newly-Acquired Advanced Degrees (M.S./M.A. and Ph.D.)			1				1	n/a	n/a	n/a	1			
3 % of Accomplishment of Budgeted Programs/Projects on Infrastructure/Facilities		25%	35%	25%	15%	100%	17.57%	21.15%	17.00%	34.86%	90.58%			


Prepared by:


 JANICE RIALUBIN-TAPUCOL
 Administrative Officer V
 Date:

In cooperation with:


 EVELYN D. MLLAFLOR
 Administrative Officer II (Budget Officer)
 Date:

Approved by:


 RONNALEE N. ORTEZA, PhD.
 Officer-in-Charge, Office of the Campus Director
 Date: