




QUARTERLY PHYSICAL REPORT OF OPERATION
As of the Quarter Ending June 30, 2018

Department : Department of Science and Technology
Agency : Philippine Science High School - Ilocos Region Campus
Operating Unit : 00002
Organization Code : 19 016 08 00002

<input checked="" type="checkbox"/>	Current Year Appropriations
<input type="checkbox"/>	Supplemental Appropriations
<input type="checkbox"/>	Continuing Appropriations
<input type="checkbox"/>	Off-Budget Account

Particulars	UACS CODE	Physical Targets					Physical Accomplishments					Variance as of June 30	Remarks
		1st Quarter	2nd Quarter	3rd Quarter	4th Quarter	Total	1st Quarter	2nd Quarter	3rd Quarter	4th Quarter	TOTAL		
1	2	3	4	5	6	7= (3+4+5+6)	8	9	10	11	12= (8+9+10+11)	13 Over (Under)	14
Part A													
I. OPERATIONS													
OO : Increased competitiveness of Filipinos in Science and Engineering													
PI 1: SCIENCE, TECHNOLOGY, ENGINEERING AND MATHEMATICS (STEM) SECONDARY EDUCATION ON SCHOLARSHIP BASIS PROGRAM													
Outcome Indicators:													
1. Percentage of PSHS graduates pursuing STEM courses		-	-	90%	90%	90%	-	100% (79/79)			100% (79/79)	10%	
2. Percentage of winnings/awards/recognition from the total number of STEM-related international (ASEAN included) competitions participated by the PSHS Scholars		80%	80%	80%	80%	80%	100% (1/1)	100% (1/1)			100% (2/2)	20%	*11th Regional Congress Search for Seameo Young Scientists *Malaysian International Young Inventors Olympiad
3. Percentile of PSHS students in Math in the US-based Scholastic Aptitude Test (SAT)		80%	80%	80%	80%	80%	90.625% 93%	-			90.625% 93%	10.625% 13%	90.625% - SAT User Percentile 93% - Nationally Representative Sample Percentile
Output Indicators:													
1. Cohort survival rate: Percentage of scholars who advance to the succeeding grade level until they complete the 6-year scholarship period		90%	90%	90%	90%	90%	-	92.857% (78/84)			92.857% (78/84)	2.857%	
2. Percentage of winnings, awards and recognition from total number of national and international competitions participated		90%	90%	90%	90%	90%	92.83% (13/14)	100% (1/1)			93.33% (14/15)	3.33%	
3. Rank of the campuses based on the overall UPCAT scores of the PSHS student-takers		Top 20	-	-	-	Top 20	n/a	Top 3			Top 3	17	
PI 2: SCIENCE, TECHNOLOGY, ENGINEERING AND MATHEMATICS (STEM) PROMOTION PROGRAM													
Outcome Indicators:													
1. Percentage of municipalities with applicants to the National Competitive Examination (NCE)		-	-	50%	-	50%	-	-			-	-	Deadline of submission of NCE application is until Sept. 14, 2018.
Output Indicators:													
1. Number of municipality recipients of promotional activities		-	-	60	-	60	-	38			38	38	
2. Percentage of freshmen who were able to get a General Weighted Average (GWA) of 2.5 or better in the second quarter of the school year		-	-	-	90%	90%	98.89% (89/90)	-			98.89% (89/90)	8.89%	
II. PROJECTS													
OO : Increased competitiveness of Filipinos in Science and Engineering													
PI 1: SCIENCE, TECHNOLOGY, ENGINEERING AND MATHEMATICS (STEM) SECONDARY EDUCATION ON SCHOLARSHIP BASIS PROGRAM													
Locally-Funded Project(s):													
1. Completion of Laboratory and Technology Building, Phase 3		0%	15%	25%	35%	75%	0.21%	0.10%			0.31%	(14.79%)	*Pertains to disbursements made on the project. *Advertisement was already posted in Philgeps as of June 23, 2018
2. Improvement of Multi-Purpose Gymnasium		0%	15%	25%	35%	75%	0%	50% 1%			50% 1%	(14%)	50% - consultancy services 1% - total actual accomplishment
3. Completion of Centralized Firefighting Facility with Cistern		0%	15%	25%	35%	75%	0%	40% 0.80%			40% 0.80%	(14.80%)	40% - consultancy services 0.80% - total actual accomplishment
4. Rehabilitation of Perimeter Fence		0%	15%	25%	35%	75%	0%	40% 0.80%			40% 0.80%	(14.80%)	40% - consultancy services 0.80% - total actual accomplishment
5. Waste Management Facility		0%	15%	25%	35%	75%	0%	50% 1%			50% 1%	(14%)	50% - consultancy services 1% - total actual accomplishment
6. Construction of Open Court/Flag Ceremony Area		0%	15%	25%	35%	75%	0%	50% 1%			50% 1%	(14%)	50% - consultancy services 1% - total actual accomplishment
7. Construction of Grandstand with Football, Soccer Field and Oval		0%	15%	25%	35%	75%	0%	60% 1.20%			60% 1.20%	(13.80%)	60% - consultancy services 1.20% - total actual accomplishment
8. Completion of School Canteen		0%	15%	25%	35%	75%	0%	0%			0%	(15%)	Advertisement was already posted in Philgeps as of June 23, 2018
9. Completion of Faculty and Staff House		0%	0%	0%	0%	0%	0%	0%			0%	0%	With pending request for reprogramming.
Prepared by:	In cooperation with:					Approved by:							
 EVANGELINE T. TABULA OIC-FAD	 JOSHUA E. GO Budget Officer					 RONNALEE N. ORTEZA, PhD. Campus Director							

Particulars	UACS CODE	Physical Targets					Physical Accomplishments					Variance as of June 30 2018	Remarks
		1st Quarter	2nd Quarter	3rd Quarter	4th Quarter	Total	1st Quarter	2nd Quarter	3rd Quarter	4th Quarter	Total		
1	2	3	4	5	6	7= (3+4+5+6)	8	9	10	11	12= (8+9+10+11)	13	14
Completion of Laboratory and Technology Building, Phase 3		0%	15%	25%	35%	75%	0.21%	0.10%			0.31%	(14.79%)	*Pertains to disbursements made on the project. *Advertisement was already posted in Philgeps as of June 23, 2018
Improvement of Multi-Purpose Gymnasium	310100200123000												
Improvement of Multi-Purpose Gymnasium		0%	15%	25%	35%	75%	0%	50% & 1%			50% & 1%	(14%)	50% - consultancy services, 1% - total actual accomplishment
Completion of Centralized Firefighting Facility with Cistern	310100200124000												
Completion of Centralized Firefighting Facility with Cistern		0%	15%	25%	35%	75%	0%	40% & 0.80%			40% & 0.80%	(14.80%)	40% - consultancy services, 0.80% - total actual accomplishment
Rehabilitation of Perimeter Fence	310100200125000												
Rehabilitation of Perimeter Fence		0%	15%	25%	35%	75%	0%	40% & 0.80%			40% & 0.80%	(14.80%)	40% - consultancy services, 0.80% - total actual accomplishment
Waste Management Facility	310100200126000												
Waste Management Facility		0%	15%	25%	35%	75%	0%	50% & 1%			50% & 1%	(14%)	50% - consultancy services, 1% - total actual accomplishment
Construction of Open Court/Flag Ceremony Area	310100200127000												
Construction of Open Court/Flag Ceremony Area		0%	15%	25%	35%	75%	0%	50% & 1%			50% & 1%	(14%)	50% - consultancy services, 1% - total actual accomplishment
Construction of Grandstand with Football, Soccer Field and Oval	310100200128000												
Construction of Grandstand with Football, Soccer Field and Oval		0%	15%	25%	35%	75%	0%	60% & 1.20%			60% & 1.20%	(13.80%)	60% - consultancy services, 1.20% - total actual accomplishment
Completion of School Canteen	310100200129000												
Completion of School Canteen		0%	15%	25%	35%	75%	0%	0%			0%	(15%)	Advertisement was already posted in Philgeps as of June 23, 2018
Completion of Faculty and Staff House	310100200130000												
Completion of Faculty and Staff House		0%	0%	0%	0%	0%	0%	0%			0%	0%	With pending request for reprogramming.


Prepared By:

 Joshua Co
 Planning Services Head/Planning Officer
 Date:

In coordination with:
on study leave
 Janice Rialubin-Tapuol
 Financial Services Head/Budget Officer
 Date: 10/Jul/2018

Approved By:

 Ronnalee Oteza
 Agency Head/Department Secretary
 Date: 10/Jul/2018


 EVANGELINE T. TABULA
 Administrative Officer V
 OIC- F&D