
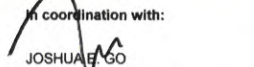



**QUARTERLY PHYSICAL REPORT OF OPERATION**  
As of September 30, 2023

**Department** : Department of Science and Technology (DOST)  
**Agency/Entity** : Philippine Science High School System  
**Operating Unit** : Ilocos Region Campus  
**Organization Code (UACS)** : 19 016 0900002

Particulars	UACS CODE	Physical Target (Budget Year)					Physical Accomplishment (Budget Year)					Variance as of September 30, 2023	Remarks
		1st Quarter	2nd Quarter	3rd Quarter	4th Quarter	Total	1st Quarter	2nd Quarter	3rd Quarter	4th Quarter	Total		
1	2	3	4	5	6	7	8	9	10	11	12	13	14
<b>SCIENCE, TECHNOLOGY, ENGINEERING AND MATHEMATICS (STEM) SECONDARY EDUCATION ON SCHOLARSHIP BASIS PROGRAM</b> OO: Increased competitiveness of Filipinos in Science and Engineering	310100000000000												
<b>Outcome Indicators</b>													
1. Percentage of PSHSS graduates pursuing STEM courses				90%		90%	-	100%	98.82%		98.82%	8.82%	84/85 graduates
2. Percentage of winnings/awards/recognition from the total number of STEM-related international (ASEAN included) competitions participated by the PSHSS Scholars					80%	80%	-	285.71%	775%		463.64%	383.64%	51 winnings/awards/recognition out of 11 international competitions
3. Percentile of PSHSS students in Math in the US-based Scholastic Aptitude Test (SAT)					80th percentile	80th percentile	-	90.20%	-		90.20%	10.20%	10 student takers
<b>Output Indicators</b>													
1. Number of scholars supported				619		619	614	612	643		643	24	
2. Cohort survival rate: Percentage of scholars who advance to the succeeding grade level until they complete the 6-year scholarship period				90%		90%	-	91.11%	-		91.11%	1.11%	82 out of 90
3. Percentage of winnings, awards and recognition from total number of national and international competitions participated					80%	80%	50%	281.82%	200%		218.75%	138.75%	35 winnings/awards/recognition out of 16 national competitions
4. Rank of the campuses based on the overall UPCAT scores of the PSHSS student-takers				Top 20		Top 20	-	Top 2	-		Top 2	18	
<b>SCIENCE, TECHNOLOGY, ENGINEERING AND MATHEMATICS (STEM) PROMOTION PROGRAM</b> OO: Increased competitiveness of Filipinos in Science and Engineering	310200000000000												
<b>Outcome Indicator</b>													
1. Percentage of municipalities with applicants to the National Competitive Examination (NCE)					30%	30%	-	-	65.60%		65.60%	35.60%	82/125 municipalities
<b>Output Indicators</b>													
1. Number of municipality recipients of promotional activities					50	50	30	38	57		125	75	125/125 municipalities
2. Percentage of freshmen who were able to get a General Weighted Average (GWA) of 2.5 or better in the second quarter of the school year			90%			90%	-	95.65%	-		95.65%	5.65%	110/115 freshmen

Prepared By:  
  
 ROMULO A. BAGACINA JR.  
 SST III/ Planning Officer - Designate  
 Date: October 23, 2023 10:47 AM

In coordination with:  
  
 JOSHUA E. SO  
 BUDGET OFFICER II  
 Date: October 23, 2023 10:47 AM

Approved By:  
  
 RONNALEE M. ORTEZA, PH.D.  
 Campus Director  
 Date: October 23, 2023 10:52 AM