



November 25, 2019

**LILIA T. HABACON**

Executive Director  
Philippine Science High School System  
Diliman, Quezon City


Dear **Dir. Habacon**:

We are respectfully submitting to your office our Budget Execution Documents (BEDs) for FY 2020 as follows:

1. Financial Plan (FP/BED 1)
2. Physical Plan (PP/BED 2)
3. Monthly Disbursement Program (MDP/BED 3)

May you find them in order. Thank you very much.

Sincerely yours,

**RONNALEE N. ORTEZA, Ph.D.**   
Director III/Campus Director

Department of Science and Technology  
PSHS – Ilocos Region Campus



08-19-1193  
25/11/2019 6:14:28 PM

**FY 2020 MONTHLY DISBURSEMENT PROGRAM**  
(In Thousand Pesos)

Department : Department of Science and Technology (DOST)  
 Agency : Philippine Science High School  
 Operating Unit : Ilocos Region Campus  
 Organization Code (UACS) : 19016090002

Particulars	UACS CODE	Total Programs	(TRA)	Net Program	Full Year Requirement																
					Quarter 1				Quarter 2				Quarter 3				Quarter 4				Full Year
					Jan	Feb	March	Sub Total	April	May	June	Sub Total	July	Aug	Sep	Sub Total	Oct	Nov	Dec	Sub Total	Total
1	2	3	4	5	6	7	8	9=6+7+8	10	11	12	13=10+11+12	14	15	16	17=14+15+16	18	19	20	21=18+19+20	22
Part A		215,689	13,624	202,065	10,190	29,702	24,170	64,062	28,490	35,767	14,596	78,853	14,331	8,327	10,145	32,803	10,543	15,035	13,220	38,798	214,516
I NOTICE OF CASH ALLOCATION		215,689	13,624	202,065	9,709	27,978	22,852	60,539	26,941	33,772	13,753	74,466	13,500	7,795	9,500	30,795	9,877	14,014	12,374	36,265	202,065
A FISCAL YEAR'S (FY) BUDGET		135,752	9,615	126,137	5,080	13,381	8,763	27,224	11,344	18,870	8,727	38,941	7,732	7,465	9,170	24,367	9,547	13,684	12,374	35,605	126,137
New General Appropriations		130,877	9,615	121,262	4,678	12,979	8,361	26,018	10,942	18,467	8,325	37,734	7,330	7,053	8,758	23,141	9,135	13,272	11,962	34,369	121,262
COMPREHENSIVE RELEASE		123,785	9,090	114,695	4,678	12,979	8,361	26,018	10,942	18,467	8,325	37,734	6,519	6,225	7,790	20,534	8,167	11,524	10,718	30,409	114,695
Current Year		123,785	9,090	114,695	4,678	12,979	8,361	26,018	10,942	18,467	8,325	37,734	6,519	6,225	7,790	20,534	8,167	11,524	10,718	30,409	114,695
Specific Budgets of	1101101	123,785	9,090	114,695	4,678	12,979	8,361	26,018	10,942	18,467	8,325	37,734	6,519	6,225	7,790	20,534	8,167	11,524	10,718	30,409	114,695
PS		59,554	4,764	54,790	3,226	4,042	4,042	11,310	4,455	6,957	4,041	15,453	3,461	3,532	4,132	11,125	4,132	7,460	5,310	16,902	54,790
MOOE		40,271	3,128	37,143	1,425	1,377	4,020	6,822	4,106	3,262	3,334	10,702	2,041	2,028	3,196	7,265	3,370	3,806	5,178	12,354	37,143
CO		23,960	1,198	22,762	27	7,560	299	7,886	2,381	8,248	950	11,579	1,017	665	462	2,144	665	258	230	1,153	22,762
FOR LATER RELEASE		7,092	525	6,567	0	0	0	0	0	0	0	0	811	828	968	2,607	968	1,748	1,244	3,960	6,567
Current Year		7,092	525	6,567	0	0	0	0	0	0	0	0	811	828	968	2,607	968	1,748	1,244	3,960	6,567
Specific Budgets of	1101101	7,092	525	6,567	0	0	0	0	0	0	0	0	811	828	968	2,607	968	1,748	1,244	3,960	6,567
PS		7,092	525	6,567	0	0	0	0	0	0	0	0	811	828	968	2,607	968	1,748	1,244	3,960	6,567
Automatic Appropriations		4,875		4,875	402	402	402	1,206	402	403	402	1,207	402	412	412	1,226	412	412	412	1,236	4,875
COMPREHENSIVE RELEASE		4,875		4,875	402	402	402	1,206	402	403	402	1,207	402	412	412	1,226	412	412	412	1,236	4,875
Current Year		4,875		4,875	402	402	402	1,206	402	403	402	1,207	402	412	412	1,226	412	412	412	1,236	4,875
Retirement and Life	1104102	4,875		4,875	402	402	402	1,206	402	403	402	1,207	402	412	412	1,226	412	412	412	1,236	4,875
PS		4,875	0	4,875	402	402	402	1,206	402	403	402	1,207	402	412	412	1,226	412	412	412	1,236	4,875
TOTAL PROGRAM		135,752	9,615	126,137	5,080	13,381	8,763	27,224	11,344	18,870	8,727	38,941	7,732	7,465	9,170	24,367	9,547	13,684	12,374	35,605	126,137
PS		71,521	5,289	66,232	3,628	4,444	4,444	12,516	4,857	7,360	4,443	16,660	4,674	4,772	5,512	14,958	5,512	9,620	6,966	22,098	66,232
MOOE		40,271	3,128	37,143	1,425	1,377	4,020	6,822	4,106	3,262	3,334	10,702	2,041	2,028	3,196	7,265	3,370	3,806	5,178	12,354	37,143
CO		23,960	1,198	22,762	27	7,560	299	7,886	2,381	8,248	950	11,579	1,017	665	462	2,144	665	258	230	1,153	22,762
B PRIOR YEAR (PY) OBLIGATION		79,937	4,009	75,928	4,629	14,597	14,089	33,315	15,597	14,902	5,026	35,525	5,768	330	330	6,428	330	330	0	660	75,928
New General Appropriations		79,937	4,009	75,928	4,629	14,597	14,089	33,315	15,597	14,902	5,026	35,525	5,768	330	330	6,428	330	330	0	660	75,928
COMPREHENSIVE RELEASE		79,937	4,009	75,928	4,629	14,597	14,089	33,315	15,597	14,902	5,026	35,525	5,768	330	330	6,428	330	330	0	660	75,928
Prior Year Accounts Payable		18,624	878	17,746	3973	11,249	1,204	16,426	0	0	0	0	0	330	330	660	330	330	0	660	17,746
Specific Budgets of	1101101	18,624	878	17,746	3973	11,249	1,204	16,426	0	0	0	0	0	330	330	660	330	330	0	660	17,746
PS		864	64	800	800	0	0	800	0	0	0	0	0	0	0	0	0	0	0	0	800
MOOE		3,792	181	3,611	1,203	1,204	1,204	3,611	0	0	0	0	0	0	0	0	0	0	0	0	3,611
CO		13,968	633	13,335	1970	10,045	0	12,015	0	0	0	0	0	330	330	660	330	330	0	660	13,335
Not Yet Due and		61,313	3,131	58,182	656	3,348	12,885	16,889	15,597	14,902	5,026	35,525	5,768	0	0	5,768	0	0	0	0	58,182
Specific Budgets of	1101101	61,313	3,131	58,182	656	3,348	12,885	16,889	15,597	14,902	5,026	35,525	5,768	0	0	5,768	0	0	0	0	58,182
CO		61,313	3,131	58,182	656	3,348	12,885	16,889	15,597	14,902	5,026	35,525	5,768	0	0	5,768	0	0	0	0	58,182
TOTAL PROGRAM		79,937	4,009	75,928	4,629	14,597	14,089	33,315	15,597	14,902	5,026	35,525	5,768	330	330	6,428	330	330	0	660	75,928
PS		864	64	800	800	0	0	800	0	0	0	0	0	0	0	0	0	0	0	0	800
MOOE		3,792	181	3,611	1,203	1,204	1,204	3,611	0	0	0	0	0	0	0	0	0	0	0	0	3,611
CO		75,281	3,764	71,517	2626	13,393	12,885	28,904	15,597	14,902	5,026	35,525	5,768	330	330	6,428	330	330	0	660	71,517
TOTAL NCA PROGRAM		215,689	13,624	202,065	9,709	27,978	22,852	60,539	26,941	33,772	13,753	74,466	13,500	7,795	9,500	30,795	9,877	14,014	12,374	36,265	202,065
PS		72,385	5,353	67,032	4,428	4,444	4,444	13,316	4,857	7,360	4,443	16,660	4,674	4,772	5,512	14,958	5,512	9,620	6,966	22,098	67,032
MOOE		44,063	3,309	40,754	2,628	2,581	5,224	10,433	4,106	3,262	3,334	10,702	2,041	2,028	3,196	7,265	3,370	3,806	5,178	12,354	40,754
CO		99,241	4,962	94,279	2,653	20,953	13,184	36,790	17,978	23,150	5,976	47,104	6,785	995	792	8,572	995	588	230	1,813	94,279
IV TAX REMITTANCE ADVICE			12,451		481	1,724	1,318	3,523	15,49	1,995	843	4,387	831	532	645	2,008	666	1,021	846	2,533	12,451
PS			5,353		345	351	351	1,047	387	605	352	1,344	366	373	436	1,175	437	789	561	1,787	5,353
MOOE			2,136		135	132	273	540	216	172	176	564	107	107	168	382	177	200	273	650	2,136
CO			4,962		1	1,241	694	1,936	946	1,218	315	2,479	358	52	41	451	52	32	12	96	4,962
VI TOTAL DISBURSEMENT PROGRAM		215,689	13,624	202,065	10,190	29,702	24,170	64,062	28,490	35,767	14,596	78,853	14,331	8,327	10,145	32,803	10,543	15,035	13,220	38,798	214,516
PS		72,385	5,353	67,032	4,428	4,795	4,795	14,363	5,244	7,965	4,795	18,004	5,040	5,145	5,948	16,133	5,949	10,409	7,527	23,885	72,385
MOOE		44,063	3,309	40,754	2,763	2,713	5,497	10,973	4,322	3,434	3,510	11,266	2,148	2,135	3,364	7,647	3,547	4,006	5,451	13,004	42,890
CO		99,241	4,962	94,279	2,654	22,194	13,878	38,726	18,924	24,368	6,291	49,583	7,143	1,047	833	9,023	1,047	620	242	1,909	99,241

Prepared By: *[Signature]*  
 Go, Joshua L.  
 Budget Officer  
 Date: 11/25/2019

In Coordination With:  
*[Signature]*  
 Balderama, Ana Sandrea P.  
 Accountant  
 Date: 11/25/2019

Approved By:  
*[Signature]*  
 Orteza, Romualde N.  
 Agency Head  
 Date: 11/25/2019

FY 2020 FINANCIAL PLAN

(In Thousand Pesos)

Department: Department of Science and Technology (DOST)  
 Agency: Philippine Science High School  
 Operating Unit: Ilocos Region Campus  
 Organization Code (UACS) : 19 016 0900002  
 Report Status: Approved

Particulars	UACS CODE	Current Year's Obligation			Budget Year Obligation Program											
		Actual Jan. 1 - Sept. 30	Estimate Oct. 1 - Dec. 31	Total	Total	COMPREHENSIVE RELEASE					FOR LATER RELEASE					
		3	4	5=3+4	6=11+16	Q1	Q2	Q3	Q4	Sub Total	11=7+8+9	Q1	Q2	Q3	Q4	Sub Total
1	2	3	4	5=3+4	6=11+16	7	8	9	10	11=7+8+9	12	13	14	15	16=12+13	
PART A																
I. Budget Year / Appropriations		97,017	52,811	149,828	126,714	46,929	26,215	21,311	31,959	126,414	0	0	0	300	300	
General Administration and Support	1000000000000000	274	182	456	0	0	0	0	0	0	0	0	0	0	0	
General Management and Supervision	100000100001000	274	182	456	0	0	0	0	0	0	0	0	0	0	0	
MOOE		274	182	456	0	0	0	0	0	0	0	0	0	0	0	
Operations	3000000000000000	96,743	52,629	149,372	126,714	46,929	26,215	21,311	31,959	126,414	0	0	0	300	300	
OO : Increased competitiveness of Filipinos in Science and	3100000000000000	96,743	52,629	149,372	126,714	46,929	26,215	21,311	31,959	126,414	0	0	0	300	300	
SCIENCE, TECHNOLOGY, ENGINEERING AND MATHEMATICS	3101000000000000	96,455	52,289	148,744	126,714	46,929	26,215	21,311	31,959	126,414	0	0	0	300	300	
Operation of school campuses	310100100001000	86,020	44,044	130,064	119,714	40,757	25,888	21,139	31,630	119,414	0	0	0	300	300	
PS		42,023	24,355	66,378	59,554	12,293	16,796	12,093	18,372	59,554	0	0	0	0	0	
MOOE		25,858	15,283	41,141	42,900	11,504	9,092	9,046	13,258	42,900	0	0	0	0	0	
CO		18,139	4,406	22,545	17,260	16,960	0	0	0	16,960	0	0	0	300	300	
Policy Formulation, Program Planning and Standards Development	310100100002000	179	1	180	0	0	0	0	0	0	0	0	0	0	0	
MOOE		179	1	180	0	0	0	0	0	0	0	0	0	0	0	
Project(s)		10,256	8,244	18,500	7,000	6,172	327	172	329	7,000	0	0	0	0	0	
Locally-Funded Project(s)		10,256	8,244	18,500	7,000	6,172	327	172	329	7,000	0	0	0	0	0	
Rehabilitation of School Buildings	310100200017000	0	0	0	5,000	4,408	234	123	235	5,000	0	0	0	0	0	
CO		0	0	0	5,000	4,408	234	123	235	5,000	0	0	0	0	0	
Renovation of Guard House and Waiting Area	310100200155000	1,402	98	1,500	0	0	0	0	0	0	0	0	0	0	0	
CO		1,402	98	1,500	0	0	0	0	0	0	0	0	0	0	0	
Improvement of Sports Complex	310100200156000	5,980	520	6,500	0	0	0	0	0	0	0	0	0	0	0	
CO		5,980	520	6,500	0	0	0	0	0	0	0	0	0	0	0	
Upgrading of Electrical System	310100200157000	52	7,448	7,500	0	0	0	0	0	0	0	0	0	0	0	

Department: Department of Science and Technology (DOST)  
 Agency: Philippine Science High School  
 Operating Unit: Ilocos Region Campus  
 Organization Code (UACS) : 19 016 0900002  
 Report Status: Approved

Particulars	UACS CODE	Current Year's Obligation			Budget Year Obligation Program											
		Actual Jan. 1 - Sept. 30	Estimate Oct. 1 - Dec 31	Total	Total	COMPREHENSIVE RELEASE					FOR LATER RELEASE					
						Q1	Q2	Q3	Q4	Sub Total	Q1	Q2	Q3	Q4	Sub Total	
1	2	3	4	5=3+4	6=11+16	7	8	9	10	11=7+8+9	12	13	14	15	16=12+13	
CO		52	7,448	7,500	0	0	0	0	0	0	0	0	0	0	0	0
Implementation of K-12 Program (MITHI-ICT Infrastructure)	310100200165000	2,822	178	3,000	0	0	0	0	0	0	0	0	0	0	0	0
CO		2,822	178	3,000	0	0	0	0	0	0	0	0	0	0	0	0
Completion of Sports Complex	310100200181000	0	0	0	2,000	1,764	93	49	94	2,000	0	0	0	0	0	0
CO		0	0	0	2,000	1,764	93	49	94	2,000	0	0	0	0	0	0
SCIENCE, TECHNOLOGY, ENGINEERING AND MATHEMATICS	3102000000000000	288	340	628	0	0	0	0	0	0	0	0	0	0	0	0
National Competitive Examination (NCE)	310200100001000	288	340	628	0	0	0	0	0	0	0	0	0	0	0	0
MOOE		288	340	628	0	0	0	0	0	0	0	0	0	0	0	0
II. Automatic Appropriations		3,632	1,297	4,929	4,875	1,207	1,207	1,226	1,235	4,875	0	0	0	0	0	0
Retirement and Life Insurance Premiums		3,632	1,297	4,929	4,875	1,207	1,207	1,226	1,235	4,875	0	0	0	0	0	0
Operations	3000000000000000	3,632	1,297	4,929	4,875	1,207	1,207	1,226	1,235	4,875	0	0	0	0	0	0
OO : Increased competitiveness of Filipinos in Science and	3100000000000000	3,632	1,297	4,929	4,875	1,207	1,207	1,226	1,235	4,875	0	0	0	0	0	0
SCIENCE, TECHNOLOGY, ENGINEERING AND MATHEMATICS	3101000000000000	3,632	1,297	4,929	4,875	1,207	1,207	1,226	1,235	4,875	0	0	0	0	0	0
Operation of school campuses	310100100001000	3,632	1,297	4,929	4,875	1,207	1,207	1,226	1,235	4,875	0	0	0	0	0	0
PS		3,632	1,297	4,929	4,875	1,207	1,207	1,226	1,235	4,875	0	0	0	0	0	0
TOTAL, Current Year Budget / Appropriations		100,649	54,108	154,757	131,589	48,136	27,422	22,537	33,194	131,289	0	0	0	300	300	0
PS		45,655	25,652	71,307	64,429	13,500	18,003	13,319	19,607	64,429	0	0	0	0	0	0
MOOE		26,599	15,806	42,405	42,900	11,504	9,092	9,046	13,258	42,900	0	0	0	0	0	0
CO		28,395	12,650	41,045	24,260	23,132	327	172	329	23,960	0	0	0	300	300	0
Recapitulation by Program		100,374	53,926	154,300	131,589	48,136	27,422	22,537	33,194	131,289	0	0	0	300	300	0
SCIENCE, TECHNOLOGY, ENGINEERING AND MATHEMATICS	3101000000000000	100,086	53,586	153,672	131,589	48,136	27,422	22,537	33,194	131,289	0	0	0	300	300	0
SCIENCE, TECHNOLOGY, ENGINEERING AND MATHEMATICS	3102000000000000	288	340	628	0	0	0	0	0	0	0	0	0	0	0	0

Prepared By:




GO JOSHUA ESTEVES

Budget Officer

Date: 11/25/19 3:45 PM

In coordination with:




RIALUBIN-TAPUOL JANICE RIDULFA

Chief, Financial and Management Division

Date: 11/25/19 3:46 PM

Approved By:



ORTEZA RONNALEE NAVASCA

Director

Date: 11/25/19 3:47 PM



FY 2020 PHYSICAL PLAN

Department: Department of Science and Technology (DOST)  
 Agency: Philippine Science High School  
 Operating Unit: Ilocos Region Campus  
 Organization Code: 190160900002

Particulars	UACS CODE	Current Year's Obligation			Physical Target (Budget Year)					Variance	Remarks
		Actual Jan. 1- Sept. 30	Estimate Oct. 1-Dec. 30	Total	Total	1st Quarter	2nd Quarter	3rd Quarter	4th Quarter		
1	2	3	4	5 = 3 + 4	6 = 7+8+9+10	7	8	9	10	11	12
Part A											
I. Organizational Outcome											
OO : Increased competitiveness of Filipinos in Science and	31010000000										
SCIENCE, TECHNOLOGY, ENGINEERING AND MATHEMATICS											
Outcome Indicators											
1. Percentage of PSHS graduates pursuing STEM courses		98.75%		98.75%	90%			90%			
2. Percentage of winnings/awards/recognition from the		100.00%		100.00%	90%				90%		
total number of STEM-related international (ASEAN											
included) competitions participated by the PSHS											
Scholars											
3. Percentile of PSHS students in Math in the US-based		93.20th percentile		93.20th percentile	80th percentile		80th percentile				
Scholastic Aptitude Test (SAT)											
Output Indicators											
1. Number of scholars supported		532		532	530			530			
2. Cohort survival rate. Percentage of scholars who		94.12%		94.12%	90%			90%			
advance to the succeeding grade level until they											
complete the 6-year scholarship period											
3. Percentage of winnings, awards and recognition		89.47%		89.47%	90%				90%		
from total number of national and international											
competitions participated											
4. Rank of the campuses based on the overall UPCAT		Top 7		Top 7	Top 20		Top 20				
scores of the PSHS student-takers											
SCIENCE, TECHNOLOGY, ENGINEERING AND MATHEMATICS											
Outcome Indicator											
1. Percentage of municipalities with applicants to the		69.60%		69.60%	55%				55%		
National Competitive Examination (NCE)											

Particulars	UACS CODE	Current Year's Obligation			Physical Target (Budget Year)					Variance	Remarks
		Actual Jan.1-Sept.30	Estimate Oct.1-Dec.30	Total	Total	1st Quarter	2nd Quarter	3rd Quarter	4th Quarter		
1	2	3	4	5 = 3 +4	6 = 7+8+9+10	7	8	9	10	11	12
Output Indicators											
1. Number of municipality recipients of promotional activities		87		87	70					70	
2. Percentage of freshmen who were able to get a General Weighted Average (GWA) of 2.5 or better in the second quarter of the school year		92.22%		92.22%	90%	90%					

Prepared By:

*J. E. Go*  
**JOSHUA E. GO**  
 Budget Officer  
 11/25/2019

In coordination with:

*R. R. Bagcina Jr.*  
**ROMULO R. BAGCINA JR.**  
 Planning Officer - Designate  
 11/25/2019

Approved By:

*R. Orteza*  
**RONNALEEN. ORTEZA, Ph.D.**  
 Campus Director  
 11/25/2019