


Republic of the Philippines
DEPARTMENT OF SCIENCE AND TECHNOLOGY
PHILIPPINE SCIENCE HIGH SCHOOL
ILOCOS REGION CAMPUS



Certificate No. SCP000401Q

November 17, 2020

LILIA T. HABACON
Executive Director
Philippine Science High School System
Diliman, Quezon City

Dear **Dir. Habacon**:

We are respectfully submitting to your office our URS generated Budget Execution Documents (BEDs) for FY 2021 as follows:

1. Financial Plan (FP/BED 1)
2. Physical Plan (PP/BED 2)
3. Monthly Disbursement Program (MDP/BED 3)

May you find them in order. Thank you very much.

Sincerely yours,


RONNALEE N. ORTEZA, Ph.D.
Director III/Campus Director

Department of Science and Technology
PSHS – Ilocos Region Campus



08-20-0828

17/11/2020

11:42:01 AM

FY 2021 FINANCIAL PLAN

(In Thousand Pesos)

Department: Department of Science and Technology (DOST)
 Agency: Philippine Science High School
 Operating Unit: Ilocos Region Campus
 Organization Code (UACS) : 19 016 0900002

Particulars	UACS CODE	Current Year's Obligation			Budget Year Obligation Program										
		Actual Jan.1 - Sept.30	Estimate Oct.1 - Dec.31	Total 5=3+4	Total 6=11+16	COMPREHENSIVE RELEASE					FOR LATER RELEASE				
						Q1	Q2	Q3	Q4	Sub Total 11=7+8+9	Q1	Q2	Q3	Q4	Sub Total 16=12+13
1	2	3	4	5=3+4	6=11+16	7	8	9	10	11=7+8+9	12	13	14	15	16=12+13
PART A															
I. Budget Year / Appropriations		80,983	42,662	123,645	171,238	27,146	46,569	41,678	50,736	166,129	0	0	2,404	2,705	5,109
General Administration and Support	1000000000000000	267	1,161	1,428	4,809	0	0	0	0	0	0	0	2,404	2,405	4,809
General Management and Supervision	100000100001000	267	1,161	1,428	0	0	0	0	0	0	0	0	0	0	0
MOOE		267	1,161	1,428	0	0	0	0	0	0	0	0	0	0	0
Administration of Personnel Benefits	100000100002000	0	0	0	4,809	0	0	0	0	0	0	0	2,404	2,405	4,809
PS		0	0	0	4,809	0	0	0	0	0	0	0	2,404	2,405	4,809
Operations	3000000000000000	80,716	41,501	122,217	166,429	27,146	46,569	41,678	50,736	166,129	0	0	0	300	300
OO : Increased competitiveness of Filipinos in Science and	3100000000000000	80,716	41,501	122,217	166,429	27,146	46,569	41,678	50,736	166,129	0	0	0	300	300
SCIENCE, TECHNOLOGY, ENGINEERING AND MATHEMATICS	3101000000000000	80,683	41,031	121,714	166,429	27,146	46,569	41,678	50,736	166,129	0	0	0	300	300
Operation of school campuses	310100100001000	78,731	40,983	119,714	128,699	26,479	30,351	31,032	40,537	128,399	0	0	0	300	300
PS		42,051	19,522	61,573	71,572	15,688	19,045	15,260	21,579	71,572	0	0	0	0	0
MOOE		21,682	19,199	40,881	52,934	10,791	11,306	12,327	18,510	52,934	0	0	0	0	0
CO		14,998	2,262	17,260	4,193	0	0	3,445	448	3,893	0	0	0	300	300
Project(s)		1,952	48	2,000	37,730	667	16,218	10,646	10,199	37,730	0	0	0	0	0
Locally-Funded Project(s)		1,952	48	2,000	37,730	667	16,218	10,646	10,199	37,730	0	0	0	0	0
Rehabilitation and Improvement of Administration Building	310100200091000	0	0	0	10,000	338	9,474	56	132	10,000	0	0	0	0	0
CO		0	0	0	10,000	338	9,474	56	132	10,000	0	0	0	0	0
Site Development	310100200141000	0	0	0	10,000	46	56	56	9,842	10,000	0	0	0	0	0
CO		0	0	0	10,000	46	56	56	9,842	10,000	0	0	0	0	0
Improvement of Water and Sewerage System	310100200153000	0	0	0	7,000	236	6,632	39	93	7,000	0	0	0	0	0
CO		0	0	0	7,000	236	6,632	39	93	7,000	0	0	0	0	0
Implementation of K-12 Program (MITH-ICT Infrastructure)	310100200165000	0	0	0	730	0	0	730	0	730	0	0	0	0	0
MOOE		0	0	0	30	0	0	30	0	30	0	0	0	0	0

Department: Department of Science and Technology (DOST)


Agency: Philippine Science High School

Operating Unit: Ilocos Region Campus


Organization Code (UACS) : 19 016 0900002

Particulars	UACS CODE	Current Year's Obligation			Budget Year Obligation Program										
		Actual Jan.1 - Sept.30	Estimate Oct.1 - Dec.31	Total	Total	COMPREHENSIVE RELEASE					FOR LATER RELEASE				
		7	8	9		10	Sub Total	12	13	14	15	Sub Total			
1	2	3	4	5=3+4	6=11+16	7	8	9	10	11=7+8+9	12	13	14	15	16=12+13
CO		0	0	0	700	0	0	700	0	700	0	0	0	0	0
Completion of Sports Complex	310100200181000	1,952	48	2,000	0	0	0	0	0	0	0	0	0	0	0
CO		1,952	48	2,000	0	0	0	0	0	0	0	0	0	0	0
Completion of Grandstand with Football, Soccer Field and Oval	310100200186000	0	0	0	10,000	47	56	9,765	132	10,000	0	0	0	0	0
CO		0	0	0	10,000	47	56	9,765	132	10,000	0	0	0	0	0
SCIENCE, TECHNOLOGY, ENGINEERING AND MATHEMATICS	310200000000000	33	470	503	0	0	0	0	0	0	0	0	0	0	0
National Competitive Examination (NCE)	310200100001000	33	470	503	0	0	0	0	0	0	0	0	0	0	0
MOOE		33	470	503	0	0	0	0	0	0	0	0	0	0	0
II. Automatic Appropriations		1,306	0	1,306	5,521	1,380	1,380	1,380	1,381	5,521	0	0	0	0	0
Retirement and Life Insurance Premiums		1,306	0	1,306	5,521	1,380	1,380	1,380	1,381	5,521	0	0	0	0	0
Operations	300000000000000	1,306	0	1,306	5,521	1,380	1,380	1,380	1,381	5,521	0	0	0	0	0
OO : Increased competitiveness of Filipinos in Science and	310000000000000	1,306	0	1,306	5,521	1,380	1,380	1,380	1,381	5,521	0	0	0	0	0
SCIENCE, TECHNOLOGY, ENGINEERING AND MATHEMATICS	310100000000000	1,306	0	1,306	5,521	1,380	1,380	1,380	1,381	5,521	0	0	0	0	0
Operation of school campuses	310100100001000	1,306	0	1,306	5,521	1,380	1,380	1,380	1,381	5,521	0	0	0	0	0
PS		1,306	0	1,306	5,521	1,380	1,380	1,380	1,381	5,521	0	0	0	0	0
III. Special Purpose Fund		1,693	0	1,693	0	0	0	0	0	0	0	0	0	0	0
Miscellaneous Personnel Benefits Fund	400700000000000	1,693	0	1,693	0	0	0	0	0	0	0	0	0	0	0
For Payment of Compensation Adjustment	4007000000005000	1,693	0	1,693	0	0	0	0	0	0	0	0	0	0	0
PS		1,693	0	1,693	0	0	0	0	0	0	0	0	0	0	0
Recapitulation by Program		82,285	41,501	123,786	171,950	28,526	47,949	43,058	52,117	171,650	0	0	0	300	300
SCIENCE, TECHNOLOGY, ENGINEERING AND MATHEMATICS	310100000000000	82,252	41,031	123,283	171,950	28,526	47,949	43,058	52,117	171,650	0	0	0	300	300
SCIENCE, TECHNOLOGY, ENGINEERING AND MATHEMATICS	310200000000000	33	470	503	0	0	0	0	0	0	0	0	0	0	0
TOTAL, Current Year Budget / Appropriations		84,245	42,662	126,907	176,759	28,526	47,949	43,058	52,117	171,650	0	0	2,404	2,705	5,109
PS		45,049	19,522	64,571	81,902	17,068	20,425	16,640	22,960	77,093	0	0	2,404	2,405	4,809
MOOE		22,247	20,830	43,077	52,964	10,791	11,306	12,357	18,510	52,964	0	0	0	0	0
CO		16,949	2,310	19,259	41,893	667	16,218	14,061	10,647	41,593	0	0	0	300	300


Prepared By / Certified Correct :


JOSHUA E. Cw
Budget Officer
Date: 11/13/20


In coordination with / Certified Correct :


ANA SANDREA P. BALDEAMOR
Accountant
Date: 11/13/20

Recommending Approval :


ATTY. JANICE RIAUMBIN-TAPICOL
FAD Chief
Date: 11/13/20

Approved By :


DR. BONIFACIO M. ORTEZA
Campus Director
Date: 11/13/20

FY 2021 PHYSICAL PLAN


Department : Department of Science and Technology (DOST)
 Agency : Philippine Science High School
 Operating Unit : <not applicable>
 Organization Code : 19 016 0900002

Particulars	UACS CODE	Current Year Accomplishments			Physical Target (Budget Year)				Variance	Remarks	
		Actual Jan.1-	Estimate Oct.1-	Total	Total	1st Quarter	2nd Quarter	3rd Quarter			4th Quarter
1	2	3	4	5 = 3 +4	6 = 7+8+9+10	7	8	9	10	11	12
Part A											
I. Organizational Outcome											
OO : Increased competitiveness of Filipinos in Science and Engineering	3101000000000000										
SCIENCE, TECHNOLOGY, ENGINEERING AND MATHEMATICS (STEM) SECONDARY EDUCATION ON SCHOLARSHIP BASIS PROGRAM											
Outcome Indicators											
1. Percentage of PSHS graduates pursuing STEM courses		98.85%		98.85%	90%			90%			
2. Percentage of winnings/awards/recognition from the total number of STEM-related international (ASEAN included) competitions participated by the PSHS Scholars		100%		100%	90%				90%		
3. Percentile of PSHS students in Math in the US-based Scholastic Aptitude Test (SAT)		96%		96%	80%	80%					
Output Indicators											
1. Number of scholars supported		549		549	560				560		
2. Cohort survival rate: Percentage of scholars who advance to the succeeding grade level until they complete the 6-year scholarship period		97%		97%	90%				90%		
3. Percentage of winnings, awards and recognition from total number of national and international competitions participated		66.67%		66.67%	90%				90%		
4. Rank of the campuses based on the overall UPCAT scores of the PSHS student-takers		Top 5		Top 5	Top 20				Top 20		
SCIENCE, TECHNOLOGY, ENGINEERING AND											


Department : Department of Science and Technology (DOST)
 Agency : Philippine Science High School
 Operating Unit : <not applicable>
 Organization Code : 19 016 0900002

Particulars	UACS CODE	Current Year Accomplishments			Physical Target (Budget Year)				Variance	Remarks	
		Actual Jan.1-	Estimate Oct.1-	Total	Total	1st Quarter	2nd Quarter	3rd Quarter			4th Quarter
1	2	3	4	5 = 3 + 4	6 = 7+8+9+10	7	8	9	10	11	12
MATHEMATICS (STEM) PROMOTION PROGRAM											
Outcome Indicator											
1. Percentage of municipalities with applicants to the National Competitive Examination (NCE)			50%	50%	50%				50%		
Output Indicators											
1. Number of municipality recipients of promotional activities		46		46	50				50		
2. Percentage of freshmen who were able to get a General Weighted Average (GWA) of 2.5 or better in the second quarter of the school year		98.88%		98.88%	90%	90%					


Prepared By / Certified Correct :


 ROMMEL A. PAGARINA JR.
 Planning Officer
 Date: 11/13/20

In coordination with / Certified Correct :


 JOSHUA E. GU
 Budget Officer
 Date: 11/13/20

Approved By :


 DR. RONNACEE W. ORTEZA
 Campus Director
 Date: 11/13/20

FY 2021 MONTHLY DISBURSEMENT PROGRAM

(In Thousand Pesos)

Department: Department of Science and Technology (DOST)
 Agency: Philippine Science High School
 Operating Unit: Ilocos Region Campus
 Organization Code (UACS) : 19 016 0900002

Particulars	UACS CODE	Total Programs	Tax Rem Advice (TRA)	Net Program	Full Year Requirement																
					QUARTER 1				QUARTER 2				QUARTER 3				QUARTER 4				Full Year
					Jan	Feb	March	Sub Total	April	May	June	Sub Total	July	Aug	Sept	Sub Total	Oct	Nov	Dec	Sub Total	Total
1	2	3	4	5	6	7	8	9=6+7+8	10	11	12	13=10+11+12	14	15	16	17=14+15+16	18	19	20	21=18+19+20	22
PART A																					
I. NOTICE OF CASH ALLOCATION		248,923	14,474	234,449	9,811	11,878	20,229	41,918	24,921	24,192	20,196	69,309	22,795	26,696	20,088	69,579	17,215	19,220	17,208	53,643	234,449
A. Fiscal Year's (FY) Budget		176,759	10,854	165,905	7,404	7,941	10,923	26,268	8,663	14,523	11,230	34,416	11,723	20,092	19,763	51,578	17,215	19,220	17,208	53,643	165,905
New GAA		171,238	10,854	160,384	6,944	7,481	10,463	24,888	8,203	14,063	10,770	33,036	11,263	19,632	19,303	50,198	16,755	18,760	16,747	52,262	160,384
COMPREHENSIVE RELEASE		166,129	10,454	155,675	6,944	7,481	10,463	24,888	8,203	14,063	10,770	33,036	11,263	19,632	17,091	47,986	16,755	18,475	14,535	49,765	155,675
Specific Budgets of National Government	1 01 101	166,129	10,454	155,675	6,944	7,481	10,463	24,888	8,203	14,063	10,770	33,036	11,263	19,632	17,091	47,986	16,755	18,475	14,535	49,765	155,675
PS		71,572	5,726	65,846	4,210	4,201	6,022	14,433	4,886	8,424	4,211	17,521	4,211	4,904	4,927	14,042	4,953	8,839	6,058	19,850	65,846
MOOE		52,964	2,648	50,316	2,702	3,214	4,336	10,252	3,157	4,226	3,358	10,741	2,006	4,470	5,234	11,710	6,125	5,322	6,166	17,613	50,316
CO		41,593	2,080	39,513	32	66	105	203	160	1,413	3,201	4,774	5,046	10,258	6,930	22,234	5,677	4,314	2,311	12,302	39,513
FOR LATER RELEASE		5,109	400	4,709	0	0	0	0	0	0	0	0	0	0	2,212	2,212	0	285	2,212	2,497	4,709
Specific Budgets of National Government	1 01 101	5,109	400	4,709	0	0	0	0	0	0	0	0	0	0	2,212	2,212	0	285	2,212	2,497	4,709
PS		4,809	385	4,424	0	0	0	0	0	0	0	0	0	0	2,212	2,212	0	0	2,212	2,212	4,424
MOOE		0	0	0	0	0	0	0	0	0	0	0	0	0	0	0	0	0	0	0	0
CO		300	15	285	0	0	0	0	0	0	0	0	0	0	0	0	0	285	0	285	285
Automatic Appropriation		5,521	0	5,521	460	460	460	1,380	460	460	460	1,380	460	460	460	1,380	460	460	461	1,381	5,521
Retirement and Life Insurance Premiums	1 04 102	5,521	0	5,521	460	460	460	1,380	460	460	460	1,380	460	460	460	1,380	460	460	461	1,381	5,521
PS		5,521	0	5,521	460	460	460	1,380	460	460	460	1,380	460	460	460	1,380	460	460	461	1,381	5,521
B. Prior Year (PY) Obligation		72,164	3,620	68,544	2,407	3,937	9,306	15,650	16,258	9,669	8,966	34,893	11,072	6,604	325	18,001	0	0	0	0	68,544
Prior Year Accounts Payable		379	30	349	349	0	0	349	0	0	0	0	0	0	0	0	0	0	0	0	349
PS		379	30	349	349	0	0	349	0	0	0	0	0	0	0	0	0	0	0	0	349
Not Yet Due and Demandable Obligations		71,785	3,590	68,195	2,058	3,937	9,306	15,301	16,258	9,669	8,966	34,893	11,072	6,604	325	18,001	0	0	0	0	68,195
MOOE		13,707	686	13,021	1,302	1,302	2,604	5,208	5,209	1,302	1,302	7,813	0	0	0	0	0	0	0	0	13,021
CO		58,078	2,904	55,174	756	2,635	6,702	10,093	11,049	8,367	7,664	27,080	11,072	6,604	325	18,001	0	0	0	0	55,174
TOTAL PROGRAM, PY OBLIGATION		72,164	3,620	68,544	2,407	3,937	9,306	15,650	16,258	9,669	8,966	34,893	11,072	6,604	325	18,001	0	0	0	0	68,544

Department: Department of Science and Technology (DOST)
 Agency: Philippine Science High School
 Operating Unit: Ilocos Region Campus
 Organization Code (UACS) : 19 016 0900002

Particulars	UACS CODE	Total Programs	Tax Rem Advice (TRA)	Net Program	Full Year Requirement																	
					QUARTER 1				QUARTER 2				QUARTER 3				QUARTER 4				Full Year	
					Jan	Feb	March	Sub Total	April	May	June	Sub Total	July	Aug	Sept	Sub Total	Oct	Nov	Dec	Sub Total	Total	
1	2	3	4	5	6	7	8	9=6+7+8	10	11	12	13=10+11+12	14	15	16	17=14+15+16	18	19	20	21=18+19+20	22	
PS		379	30	349	349	0	0	349	0	0	0	0	0	0	0	0	0	0	0	0	0	349
MOOE		13,707	686	13,021	1,302	1,302	2,604	5,208	5,209	1,302	1,302	7,813	0	0	0	0	0	0	0	0	0	13,021
CO		58,078	2,904	55,174	756	2,635	6,702	10,093	11,049	8,367	7,664	27,080	11,072	6,604	325	18,001	0	0	0	0	0	55,174
TOTAL NCA PROGRAM		248,923	14,474	234,449	9,811	11,878	20,229	41,918	24,921	24,192	20,196	69,309	22,795	26,696	20,088	69,579	17,215	19,220	17,208	53,643	234,449	
PS		82,281	6,141	76,140	5,019	4,661	6,482	16,162	5,346	8,884	4,671	18,901	4,671	5,364	7,599	17,634	5,413	9,299	8,731	23,443	76,140	
MOOE		66,671	3,334	63,337	4,004	4,516	6,940	15,460	8,366	5,528	4,660	18,554	2,006	4,470	5,234	11,710	6,125	5,322	6,166	17,613	63,337	
FinEx		0	0	0	0	0	0	0	0	0	0	0	0	0	0	0	0	0	0	0	0	
CO		99,971	4,999	94,972	788	2,701	6,807	10,296	11,209	9,780	10,865	31,854	16,118	16,862	7,255	40,235	5,677	4,599	2,311	12,587	94,972	
IV. TAX REMITTANCE ADVICE		0	14,474	14,474	648	745	1,247	2,640	1,455	1,538	1,184	4,177	1,320	1,549	1,278	4,147	1,052	1,291	1,167	3,510	14,474	
PS		0	6,141	6,141	396	365	524	1,285	425	733	366	1,524	365	427	620	1,412	431	769	720	1,920	6,141	
MOOE		0	3,334	3,334	210	238	365	813	440	291	246	977	106	235	276	617	322	280	325	927	3,334	
CO		0	4,999	4,999	42	142	358	542	590	514	572	1,676	849	887	382	2,118	299	242	122	663	4,999	
V. TOTAL DISBURSEMENT PROGRAM		248,923	14,474	234,449	10,459	12,623	21,476	44,558	26,376	25,730	21,380	73,486	24,115	28,245	21,366	73,726	18,267	20,511	18,375	57,153	248,923	
PS		82,281	6,141	76,140	5,415	5,026	7,006	17,447	5,771	9,617	5,037	20,425	5,036	5,791	8,219	19,046	5,844	10,068	9,451	25,363	82,281	
MOOE		66,671	3,334	63,337	4,214	4,754	7,305	16,273	8,806	5,819	4,906	19,531	2,112	4,705	5,510	12,327	6,447	5,602	6,491	18,540	66,671	
FinEx		0	0	0	0	0	0	0	0	0	0	0	0	0	0	0	0	0	0	0	0	
CO		99,971	4,999	94,972	830	2,843	7,165	10,838	11,799	10,294	11,437	33,530	16,967	17,749	7,637	42,353	5,976	4,841	2,433	13,250	99,971	

Prepared By / Certified Correct :

Josiana E. Cio
 JOSIANA E. CIO
 Budget Officer
 Date: 11/13/20

In coordination with / Certified Correct :

Ana Sandra P. Baldemor
 ANA SANDREA P. BALDEMOR
 Accountant
 Date: 11/13/20

Recommending Approval :

Atty. Janice Ria Lipin-Tapucol
 ATTY. JANICE RIA LIPIN-TAPUCOL
 FAD Chief
 Date: 11/13/20

Approved By :

Dr. Ponnacée W. Orteza
 DR. PONNACEE W. ORTEZA
 Campus Director
 Date: 11/13/20