

FY 2022 FINANCIAL PLAN

(In Thousand Pesos)

Department: Department of Science and Technology (DOST)
 Agency: Philippine Science High School
 Operating Unit: Ilocos Region Campus
 Organization Code (UACS) : 19 016 090002

Particulars	UACS CODE	Current Year's Obligation			Budget Year Obligation Program											
		Actual Jan.1 - Sept.30	Estimate Oct.1 - Dec.31	Total 5=3+4	Total 6=11+16	COMPREHENSIVE RELEASE					FOR LATER RELEASE					
						Q1	Q2	Q3	Q4	Sub Total 11=7+8+9+10	Q1	Q2	Q3	Q4	Sub Total 16=12+13+14+15	
1	2	3	4	5=3+4	6=11+16	7	8	9	10	11=7+8+9+10	12	13	14	15	16=12+13+14+15	
PART A																
I. Budget Year / Appropriations		111,040	63,749	174,789	139,348	30,711	33,292	32,771	42,324	139,098	0	0	0	250	250	
General Administration and Support	1000000000000000	2,965	266	3,231	5,572	0	0	2,786	2,786	5,572	0	0	0	0	0	
General Management and Supervision	100000100001000	2,965	266	3,231	0	0	0	0	0	0	0	0	0	0	0	
MOOE		0	231	231	0	0	0	0	0	0	0	0	0	0	0	
CO		2,965	35	3,000	0	0	0	0	0	0	0	0	0	0	0	
Administration of Personnel Benefits	100000100002000	0	0	0	5,572	0	0	2,786	2,786	5,572	0	0	0	0	0	
PS		0	0	0	5,572	0	0	2,786	2,786	5,572	0	0	0	0	0	
Operations	3000000000000000	108,075	63,483	171,558	133,776	30,711	33,292	29,985	39,538	133,526	0	0	0	250	250	
OO : Increased competitiveness of Filipinos in Science and SCIENCE, TECHNOLOGY, ENGINEERING AND MATHEMATICS (STEM) SECONDARY EDUCATION ON SCHOLARSHIP BASIS PROGRAM	3100000000000000	108,075	63,483	171,558	133,776	30,711	33,292	29,985	39,538	133,526	0	0	0	250	250	
Operation of school campuses	310100100001000	73,170	55,321	128,491	133,776	30,711	33,292	29,985	39,538	133,526	0	0	0	250	250	
PS		47,911	23,753	71,664	79,017	17,234	20,778	16,830	24,175	79,017	0	0	0	0	0	
MOOE		21,525	31,409	52,934	54,509	13,477	12,514	13,155	15,363	54,509	0	0	0	0	0	
CO		3,734	159	3,893	250	0	0	0	0	0	0	0	0	250	250	
Policy Formulation, Program Planning and Standards Development	310100100002000	0	37	37	0	0	0	0	0	0	0	0	0	0	0	
MOOE		0	37	37	0	0	0	0	0	0	0	0	0	0	0	
Project(s)		34,838	7,892	42,730	0	0	0	0	0	0	0	0	0	0	0	
Locally-Funded Project(s)		34,838	7,892	42,730	0	0	0	0	0	0	0	0	0	0	0	
Rehabilitation and Improvement of Administration	310100200091000	9,908	92	10,000	0	0	0	0	0	0	0	0	0	0	0	
CO		9,908	92	10,000	0	0	0	0	0	0	0	0	0	0	0	
Site Development	310100200141000	9,701	299	10,000	0	0	0	0	0	0	0	0	0	0	0	
CO		9,701	299	10,000	0	0	0	0	0	0	0	0	0	0	0	


Department: Department of Science and Technology (DOST)
 Agency: Philippine Science High School
 Operating Unit: Ilocos Region Campus
 Organization Code (UACS) : 19 016 0900002

Particulars	UACS CODE	Current Year's Obligation			Budget Year Obligation Program											
		Actual	Estimate	Total	Total	COMPREHENSIVE RELEASE					FOR LATER RELEASE					
		Jan.1 - Sept.30	Oct.1 - Dec.31	5=3+4		6=11+16	Q1	Q2	Q3	Q4	Sub Total	11=7+8+9+10	Q1	Q2	Q3	Q4
1	2	3	4	5=3+4	6=11+16	7	8	9	10	11=7+8+9+10	12	13	14	15	16=12+13+14+15	
Improvement of Water and Sewerage System	310100200153000	6,512	488	7,000	0	0	0	0	0	0	0	0	0	0	0	0
CO		6,512	488	7,000	0	0	0	0	0	0	0	0	0	0	0	0
Implementation of K-12 Program (MITHI-ICT)	310100200165000	724	6	730	0	0	0	0	0	0	0	0	0	0	0	0
MOOE		30	0	30	0	0	0	0	0	0	0	0	0	0	0	0
CO		694	6	700	0	0	0	0	0	0	0	0	0	0	0	0
Completion of Grandstand with Football, Soccer Field and Oval	310100200186000	7,993	2,007	10,000	0	0	0	0	0	0	0	0	0	0	0	0
CO		7,993	2,007	10,000	0	0	0	0	0	0	0	0	0	0	0	0
Design/Construction/Installation of Rainwater Collection System in Various Campuses	310100200190000	0	5,000	5,000	0	0	0	0	0	0	0	0	0	0	0	0
CO		0	5,000	5,000	0	0	0	0	0	0	0	0	0	0	0	0
SCIENCE, TECHNOLOGY, ENGINEERING AND MATHEMATICS (STEM) PROMOTION PROGRAM	310200000000000	67	233	300	0	0	0	0	0	0	0	0	0	0	0	0
National Competitive Examination (NCE)	310200100001000	67	233	300	0	0	0	0	0	0	0	0	0	0	0	0
MOOE		67	233	300	0	0	0	0	0	0	0	0	0	0	0	0
II. Automatic Appropriations		4,079	1,442	5,521	5,634	0	0	0	0	0	0	1,408	1,408	1,409	1,409	5,634
Retirement and Life Insurance Premiums		4,079	1,442	5,521	5,634	0	0	0	0	0	0	1,408	1,408	1,409	1,409	5,634
Operations	300000000000000	4,079	1,442	5,521	5,634	0	0	0	0	0	0	1,408	1,408	1,409	1,409	5,634
OO : Increased competitiveness of Filipinos in Science and SCIENCE, TECHNOLOGY, ENGINEERING AND MATHEMATICS (STEM) SECONDARY EDUCATION ON SCHOLARSHIP BASIS PROGRAM	310000000000000	4,079	1,442	5,521	5,634	0	0	0	0	0	0	1,408	1,408	1,409	1,409	5,634
Operation of school campuses	310100100001000	4,079	1,442	5,521	5,634	0	0	0	0	0	0	1,408	1,408	1,409	1,409	5,634
PS		4,079	1,442	5,521	5,634	0	0	0	0	0	0	1,408	1,408	1,409	1,409	5,634
IV. Continuing Appropriations		706	843	1,549	0	0	0	0	0	0	0	0	0	0	0	0
General Administration and Support	100000000000000	0	480	480	0	0	0	0	0	0	0	0	0	0	0	0
General Management and Supervision	100000100001000	0	480	480	0	0	0	0	0	0	0	0	0	0	0	0
MOOE		0	480	480	0	0	0	0	0	0	0	0	0	0	0	0
Operations	300000000000000	706	363	1,069	0	0	0	0	0	0	0	0	0	0	0	0
OO : Increased competitiveness of Filipinos in Science and SCIENCE, TECHNOLOGY, ENGINEERING AND MATHEMATICS (STEM) SECONDARY EDUCATION ON	310000000000000	706	363	1,069	0	0	0	0	0	0	0	0	0	0	0	0
SCIENCE, TECHNOLOGY, ENGINEERING AND MATHEMATICS (STEM) SECONDARY EDUCATION ON	310100000000000	445	298	743	0	0	0	0	0	0	0	0	0	0	0	0


Department: Department of Science and Technology (DOST)
 Agency: Philippine Science High School
 Operating Unit: Ilocos Region Campus
 Organization Code (UACS) : 19 016 0900002

Particulars	UACS CODE	Current Year's Obligation			Budget Year Obligation Program											
		Actual Jan.1 - Sept.30	Estimate Oct.1 - Dec.31	Total 5=3+4	Total 6=11+16	COMPREHENSIVE RELEASE					FOR LATER RELEASE					
						Q1	Q2	Q3	Q4	Sub Total 11=7+8+9+10	Q1	Q2	Q3	Q4	Sub Total 16=12+13+14+15	
1	2	3	4	5=3+4	6=11+16	7	8	9	10	11=7+8+9+10	12	13	14	15	16=12+13+14+15	
SCHOLARSHIP BASIS PROGRAM																
Operation of school campuses	310100100001000	445	298	743	0	0	0	0	0	0	0	0	0	0	0	0
MOOE		396	0	396	0	0	0	0	0	0	0	0	0	0	0	0
CO		49	298	347	0	0	0	0	0	0	0	0	0	0	0	0
SCIENCE, TECHNOLOGY, ENGINEERING AND MATHEMATICS (STEM) PROMOTION PROGRAM	3102000000000000	261	65	326	0	0	0	0	0	0	0	0	0	0	0	0
National Competitive Examination (NCE)	310200100001000	261	65	326	0	0	0	0	0	0	0	0	0	0	0	0
MOOE		261	65	326	0	0	0	0	0	0	0	0	0	0	0	0
Recapitulation by Program		112,152	64,925	177,077	139,410	30,711	33,292	29,985	39,538	133,526	1,408	1,408	1,409	1,659	5,884	
SCIENCE, TECHNOLOGY, ENGINEERING AND MATHEMATICS (STEM) SECONDARY EDUCATION ON SCHOLARSHIP BASIS PROGRAM	3101000000000000	112,085	64,692	176,777	139,410	30,711	33,292	29,985	39,538	133,526	1,408	1,408	1,409	1,659	5,884	
SCIENCE, TECHNOLOGY, ENGINEERING AND MATHEMATICS (STEM) PROMOTION PROGRAM	3102000000000000	67	233	300	0	0	0	0	0	0	0	0	0	0	0	
TOTAL, Current Year Budget / Appropriations		116,715	65,191	181,906	144,982	30,711	33,292	32,771	42,324	139,098	1,408	1,408	1,409	1,659	5,884	
PS		53,587	25,195	78,782	90,223	17,234	20,778	19,616	26,961	84,589	1,408	1,408	1,409	1,409	5,634	
MOOE		21,622	31,910	53,532	54,509	13,477	12,514	13,155	15,363	54,509	0	0	0	0	0	
CO		41,506	8,086	49,592	250	0	0	0	0	0	0	0	0	0	250	


Prepared By / Certified Correct :


JOSHUA E. CUO
 Budget Officer II
 Date:

In coordination with / Certified Correct :


MA SANDREA P. BALDEMOR
 Accountant II
 Date:

Recommending Approval :


ATTY. JANICE R. LACUBINI-TAPOAO
 SAO / FAD Chief
 Date:

Approved By :


DR. DONNA DEE A. ORTEZA
 Campus Director
 Date:

FY 2022 PHYSICAL PLAN


Department : Department of Science and Technology (DOST)
 Agency : Philippine Science High School
 Operating Unit : <not applicable>
 Organization Code (UACS) : 19 016 0900002

Particulars	UACS CODE	Current Year Accomplishments			Physical Target (Budget Year)					Variance	Remarks
		Actual	Estimate	Total	Total	1st	2nd Quarter	3rd	4th		
1	2	3	4	5 = 3 +4	6 = 7+8+9+10	7	8	9	10	11	12
Part A											
I. Organizational Outcome											
<no org outcome level for 310100000000000>	310100000000000										
SCIENCE, TECHNOLOGY, ENGINEERING AND MATHEMATICS (STEM) SECONDARY EDUCATION ON SCHOLARSHIP BASIS PROGRAM											
Outcome Indicators											
1. Percentage of PSHS graduates pursuing STEM courses		96.47%		96.47%	90%			90%			
2. Percentage of winnings/awards/recognition from the total number of STEM-related international (ASEAN included) competitions participated by the PSHS Scholars		100%		100%	80%				80%		
3. Percentile of PSHS students in Math in the US-based Scholastic Aptitude Test (SAT)					80th percentile	80th percentile					
Output Indicators											
1. Number of scholars supported		585		585	619			619			
2. Cohort survival rate: Percentage of scholars who advance to the succeeding grade level until they complete the 6-year scholarship period		92.22%		92.22%	90%			90%			
3. Percentage of winnings, awards and recognition from total number of national and international competitions participated		88.89%	90%	90%	80%				80%		
4. Rank of the campuses based on the overall UPCAT scores of the PSHS student-takers		N/A	N/A	N/A	Top 20			Top 20			


Department : Department of Science and Technology (DOST)
 Agency : Philippine Science High School
 Operating Unit : <not applicable>
 Organization Code (UACS) : 19 016 0900002

Particulars	UACS CODE	Current Year Accomplishments			Physical Target (Budget Year)				Variance	Remarks	
		Actual	Estimate	Total	Total	1st	2nd Quarter	3rd			4th
1	2	3	4	5 = 3 + 4	6 = 7+8+9+10	7	8	9	10	11	12
<no org outcome level for 3102000000000000>	3102000000000000										
SCIENCE, TECHNOLOGY, ENGINEERING AND MATHEMATICS (STEM) PROMOTION PROGRAM											
Outcome Indicator											
1. Percentage of municipalities with applicants to the National Competitive Examination (NCE)			50%	50%	30%						
Output Indicators											
1. Number of municipality recipients of promotional activities		26	24	50	50						50
2. Percentage of freshmen who were able to get a General Weighted Average (GWA) of 2.5 or better in the second quarter of the school year		90.83%		90.83%	90%	90%					


Prepared By / Certified Correct :


 ROMULO A. MAGACIKA SR.
 Planning Officer
 Date:

In coordination with / Certified Correct :


 JOSHUA E. CO
 Budget Officer II
 Date:

Approved By :


 DR. DONNA MAE M. ORTAZA
 Campus Director
 Date:

FY 2022 MONTHLY DISBURSEMENT PROGRAM

(In Thousand Pesos)

Department: Department of Science and Technology (DOST)
 Agency: Philippine Science High School
 Operating Unit: Ilocos Region Campus
 Organization Code (UACS) : 19 016 0900002

Particulars	UACS CODE	Total Programs	Tax Rem Advice (TRA)	Net Program	Full Year Requirement																
					QUARTER 1				QUARTER 2				QUARTER 3				QUARTER 4				Full Year
					Jan	Feb	March	Sub Total	April	May	June	Sub Total	July	Aug	Sept	Sub Total	Oct	Nov	Dec	Sub Total	Total
6	7	8	9=6+7+8	10	11	12	13=10+11+12	14	15	16	17=14+15+16	18	19	20	21=18+19+20	22					
PART A																					
I. NOTICE OF CASH ALLOCATION		190,278	11,769	178,507	15,805	16,884	23,372	55,661	20,569	16,641	10,348	47,558	8,259	10,467	10,380	29,106	10,455	18,497	17,230	48,182	178,507
A. Fiscal Year's (FY) Budget		144,982	9,505	135,477	7,405	8,544	11,544	27,493	9,570	14,509	8,617	32,696	8,259	10,467	10,380	29,106	10,455	18,497	17,230	48,182	135,477
New GAA		139,348	9,505	129,843	6,936	8,075	11,075	26,066	9,101	14,040	8,148	31,289	7,789	9,997	9,910	27,696	9,985	18,027	16,760	44,772	129,843
COMPREHENSIVE RELEASE		133,526	9,046	124,480	6,936	8,075	11,075	26,066	9,101	14,040	8,148	31,289	7,789	9,997	9,910	27,696	9,985	15,464	13,960	39,409	124,480
Specific Budgets of National Government Agencies	1 01 101	133,526	9,046	124,480	6,936	8,075	11,075	26,066	9,101	14,040	8,148	31,289	7,789	9,997	9,910	27,696	9,985	15,464	13,960	39,409	124,480
PS		79,017	6,321	72,696	4,331	4,331	7,183	15,855	5,544	9,144	4,428	19,116	4,396	5,544	5,544	15,484	5,544	9,542	7,155	22,241	72,696
MOOE		54,509	2,725	51,784	2,605	3,744	3,882	10,231	3,557	4,896	3,720	12,173	3,393	4,453	4,366	12,212	4,441	5,922	6,805	17,166	51,784
CO		0	0	0	0	0	0	0	0	0	0	0	0	0	0	0	0	0	0	0	0
FOR LATER RELEASE		5,822	459	5,363	0	0	0	0	0	0	0	0	0	0	0	0	0	2,563	2,800	5,363	5,363
Specific Budgets of National Government Agencies	1 01 101	5,822	459	5,363	0	0	0	0	0	0	0	0	0	0	0	0	0	2,563	2,800	5,363	5,363
PS		5,572	446	5,126	0	0	0	0	0	0	0	0	0	0	0	0	0	2,563	2,563	5,126	5,126
MOOE		0	0	0	0	0	0	0	0	0	0	0	0	0	0	0	0	0	0	0	0
CO		250	13	237	0	0	0	0	0	0	0	0	0	0	0	0	0	0	237	237	237
Automatic Appropriation		5,634	0	5,634	469	469	469	1,407	469	469	469	1,407	470	470	470	1,410	470	470	470	1,410	5,634
Retirement and Life Insurance Premiums	1 04 102	5,634	0	5,634	469	469	469	1,407	469	469	469	1,407	470	470	470	1,410	470	470	470	1,410	5,634
PS		5,634	0	5,634	469	469	469	1,407	469	469	469	1,407	470	470	470	1,410	470	470	470	1,410	5,634
B. Prior Year (PY) Obligation		45,294	2,264	43,030	8,200	8,140	11,828	28,188	10,999	2,132	1,731	14,862	0	0	0	0	0	0	0	0	43,030
Not Yet Due and Demandable Obligations		45,294	2,264	43,030	8,200	8,140	11,828	28,188	10,999	2,132	1,731	14,862	0	0	0	0	0	0	0	0	43,030
MOOE		18,228	911	17,317	1,732	1,732	3,464	6,928	6,928	1,732	1,731	10,389	0	0	0	0	0	0	0	0	17,317
CO		27,066	1,353	25,713	6,468	6,408	8,364	21,240	4,073	400	0	4,473	0	0	0	0	0	0	0	0	25,713
TOTAL PROGRAM, PY OBLIGATION		45,294	2,264	43,030	8,200	8,140	11,828	28,188	10,999	2,132	1,731	14,862	0	0	0	0	0	0	0	0	43,030
MOOE		18,228	911	17,317	1,732	1,732	3,464	6,928	6,928	1,732	1,731	10,389	0	0	0	0	0	0	0	0	17,317
CO		27,066	1,353	25,713	6,468	6,408	8,364	21,240	4,073	400	0	4,473	0	0	0	0	0	0	0	0	25,713

Department: Department of Science and Technology (DOST)
 Agency: Philippine Science High School
 Operating Unit: Ilocos Region Campus
 Organization Code (UACS): 19 016 0900002

Particulars	UACS CODE	Total Programs	Tax Rem Advice (TRA)	Net Program	Full Year Requirement																
					QUARTER 1				QUARTER 2				QUARTER 3				QUARTER 4				Full Year
					Jan	Feb	March	Sub Total	April	May	June	Sub Total	July	Aug	Sept	Sub Total	Oct	Nov	Dec	Sub Total	Total
1	2	3	4	5	6	7	8	9=6+7+8	10	11	12	13=10+11+12	14	15	16	17=14+15+16	18	19	20	21=18+19+20	22
TOTAL NCA PROGRAM		190,276	11,769	178,507	15,605	16,684	23,372	55,661	20,569	16,641	10,348	47,558	8,259	10,467	10,380	29,106	10,455	18,497	17,230	46,182	178,507
PS		90,223	6,767	83,456	4,800	4,800	7,662	17,262	6,013	9,613	4,897	20,523	4,866	6,014	6,014	16,894	6,014	12,575	10,188	28,777	83,456
MOOE		72,737	3,638	69,101	4,337	5,476	7,346	17,159	10,463	6,628	5,451	22,562	3,393	4,453	4,366	12,212	4,441	5,922	6,805	17,168	69,101
FinEx		0	0	0	0	0	0	0	0	0	0	0	0	0	0	0	0	0	0	0	0
CO		27,316	1,366	25,950	6,468	6,408	8,364	21,240	4,073	400	0	4,473	0	0	0	0	0	0	237	237	25,950
IV. TAX REMITTANCE ADVICE		0	11,769	11,769	945	1,002	1,451	3,398	1,248	1,166	672	3,086	560	716	712	1,988	716	1,365	1,216	3,297	11,769
PS		0	6,767	6,767	377	377	625	1,379	482	795	385	1,662	382	482	482	1,346	482	1,053	845	2,380	6,767
MOOE		0	3,638	3,638	228	288	366	902	552	349	287	1,188	178	234	230	642	234	312	358	904	3,638
CO		0	1,366	1,366	340	337	440	1,117	214	22	0	236	0	0	0	0	0	0	13	13	1,366
V. TOTAL DISBURSEMENT PROGRAM		190,276	11,769	178,507	16,550	17,686	24,823	59,059	21,817	17,807	11,020	50,644	8,819	11,183	11,092	31,084	11,171	19,862	18,446	49,479	190,276
PS		90,223	6,767	83,456	5,177	5,177	8,287	16,641	6,495	10,408	5,282	22,185	5,248	6,496	6,496	18,240	6,496	13,628	11,033	31,157	90,223
MOOE		72,737	3,638	69,101	4,565	5,764	7,732	16,061	11,035	6,977	5,738	23,750	3,571	4,667	4,596	12,854	4,675	6,234	7,163	18,072	72,737
FinEx		0	0	0	0	0	0	0	0	0	0	0	0	0	0	0	0	0	0	0	0
CO		27,316	1,366	25,950	6,808	6,745	8,804	22,357	4,287	422	0	4,709	0	0	0	0	0	0	250	250	27,316

Prepared By / Certified Correct :

JOSHUA E. CRO
 Budget Officer II
 Date:

In coordination with / Certified Correct :

ANA SANDREA P. BALDENOR
 Accountant II
 Date:

Recommending Approval :

ATTY. JAMES RIALUPIN-TAPUOL
 SAO / FAD Chief
 Date:

Approved By :

DR. DONNA LEE N. ORTEGA
 Campus Director
 Date: