


QUARTERLY REPORT OF REVENUE AND OTHER RECEIPTS
As at the Quarter Ending September 30, 2022

Department : Department of Science and Technology (DOST)
 Agency : Philippine Science High School System
 Operating Unit : Ilocos Region Campus
 Organization Code (UACS) : 19 016 0900002
 Fund Cluster : 01 - Regular Agency Fund


Classification/Sources of Revenue and Other Receipts	UACS CODE	REVENUE TARGET (Annual) per BESF	Actual Revenue and Other Receipts Collections					Cumulative Remittance/Deposits to Date			Variance		Remarks
			1st Quarter Ending March 31	2nd Quarter Ending June 30	3rd Quarter Ending Sept. 30	4th Quarter Ending Dec. 31	Total	Remittance to BTr	Deposited with AGDB	TOTAL	Amount	%	
1	2	3	4	5	6	7	8=[(8*1)-(7)-8*9]	9	10	11=(8+10)	12=(8-9)	13=(12/9)	14
Regular Agency Fund		300,000.00	230,008.10	241,744.36	474,273.99	0.00	946,026.45	186,857.97	0.00	186,857.97	648,026.45	215 %	
Revenue Collections		300,000.00	223,979.14	221,666.60	381,693.40	0.00	827,339.14	68,170.66	0.00	68,170.66	527,339.14	176 %	
Cash Revenue		300,000.00	1,288.00	43,083.66	23,799.00	0.00	68,170.66	68,170.66	0.00	68,170.66	(231,829.34)	-77 %	
Non-Tax		300,000.00	1,288.00	43,083.66	23,799.00	0.00	68,170.66	68,170.66	0.00	68,170.66	(231,829.34)	-77 %	
Income Collected from Students	4020201002	15,000.00	0.00	2,650.00	4,150.00	0.00	6,800.00	6,800.00	0.00	6,800.00	(8,200.00)	-55 %	
Rent/Lease Income	4020205000	35,000.00	1,288.00	8,719.00	11,044.00	0.00	21,051.00	21,051.00	0.00	21,051.00	(13,949.00)	-40 %	
Income from Hostels/Dormitories and other Like facilities	4020213000	250,000.00	0.00	0.00	0.00	0.00	0.00	0.00	0.00	0.00	(250,000.00)	-100 %	
Miscellaneous Income	4060999000	0.00	0.00	31,714.66	8,605.00	0.00	40,319.66	40,319.66	0.00	40,319.66	40,319.66	0 %	
Non-Cash Revenue		0.00	222,691.14	178,582.94	357,894.40	0.00	759,168.48	0.00	0.00	0.00	759,168.48	0 %	
Non-Tax		0.00	222,691.14	178,582.94	357,894.40	0.00	759,168.48	0.00	0.00	0.00	759,168.48	0 %	
Miscellaneous Income	4060999000	0.00	222,691.14	178,582.94	357,894.40	0.00	759,168.48	0.00	0.00	0.00	759,168.48	0 %	
Non-Revenue Collections/Other Receipts		0.00	6,028.96	20,077.76	92,580.59	0.00	118,687.31	118,687.31	0.00	118,687.31	118,687.31	0 %	
Cash Receipts		0.00	0.00	0.00	92,580.59	0.00	92,580.59	92,580.59	0.00	92,580.59	92,580.59	0 %	
Others		0.00	0.00	0.00	92,580.59	0.00	92,580.59	92,580.59	0.00	92,580.59	92,580.59	0 %	
Advances to Officers and Employees	1990104000	0.00	0.00	0.00	7,180.59	0.00	7,180.59	7,180.59	0.00	7,180.59	7,180.59	0 %	
Miscellaneous Income	4060999000	0.00	0.00	0.00	85,400.00	0.00	85,400.00	85,400.00	0.00	85,400.00	85,400.00	0 %	
Non-Cash Receipts		0.00	6,028.96	20,077.76	0.00	0.00	26,106.72	26,106.72	0.00	26,106.72	26,106.72	0 %	
Collections effected through outright deductions from claims		0.00	6,028.96	20,077.76	0.00	0.00	26,106.72	26,106.72	0.00	26,106.72	26,106.72	0 %	
Other Receivables	1030599000	0.00	6,028.96	9,043.44	0.00	0.00	15,072.40	15,072.40	0.00	15,072.40	15,072.40	0 %	
Longevity Pay - Civilian	5010212001	0.00	0.00	11,034.32	0.00	0.00	11,034.32	11,034.32	0.00	11,034.32	11,034.32	0 %	
TOTAL		300,000.00	230,008.10	241,744.36	474,273.99	0.00	946,026.45	186,857.97	0.00	186,857.97	648,026.45	215 %	

Certified Correct:

ANA SANDREA P. BALDEMOR, CPA
 ACCOUNTANT II
 Date: 10/13/22 16:10 PM

Certified Correct:
 N/A
 N/A
 Date: 10/13/22 4:17 PM

Recommending Approval:


ATTY. JANICE RIALUBIN-TAPUCOL
 SUPERVISING ADMIN. OFFICER/ FAD CHIEF
 Date: 10/19/22 6:50 PM

Approved By:

DR. RONNLEE N. ORTEGA
 CAMPUS DIRECTOR
 Date: 10/19/22 8:50 PM


QUARTERLY REPORT OF REVENUE AND OTHER RECEIPTS
As at the Quarter Ending September 30, 2022


Department : Department of Science and Technology (DOST)
 Agency : Philippine Science High School System
 Operating Unit : Ilocos Region Campus
 Organization Code (UACS) : 19 016 0900002
 Fund Cluster : 07 - Trust Receipts

Classification/Sources of Revenue and Other Receipts	UACS CODE	REVENUE TARGET (Annual) per BESF	Actual Revenue and Other Receipts Collections					Cumulative Remittance/Deposits to Date			Variance		Remarks
			1st Quarter Ending March 31	2nd Quarter Ending June 30	3rd Quarter Ending Sept. 30	4th Quarter Ending Dec. 31	Total	Remittance to BTr	Deposited with AGDB	TOTAL	Amount	%	
1	2	3	4	5	6	7	8=[6+(1-7)-8+9]	9	10	11=[9+10]	12=(8-3)	13=(12/3)	14
Trust Receipts		0.00	13,500.00	1,300.00	20,960.00	0.00	35,760.00	35,760.00	0.00	35,760.00	35,760.00	0%	
Other Trust Receipts Deposited with the National Treasury		0.00	13,500.00	1,300.00	20,960.00	0.00	35,760.00	35,760.00	0.00	35,760.00	35,760.00	0%	
Bid documents		0.00	13,500.00	1,300.00	20,960.00	0.00	35,760.00	35,760.00	0.00	35,760.00	35,760.00	0%	
TOTAL		0.00	13,500.00	1,300.00	20,960.00	0.00	35,760.00	35,760.00	0.00	35,760.00	35,760.00	0%	

Certified Correct:

ANA SANDREA P. BALDEMOR, CPA
 ACCOUNTANT
 Date: 10/13/22 16:10 PM

Certified Correct:
 N/A
 N/A
 Date: 10/13/22 4:17 PM

Recommending Approval:

ATTY. JANICE RIALUBIN-TAPUCOL
 SUPERVISING ADMIN. OFFICER/ FAD CHIEF
 Date: 10/19/22 6:50 PM

Approved By:

RONNALEE N. ORTEZA, PH.D.
 CAMPUS DIRECTOR
 Date: 10/19/22 8:50 PM