



QUARTERLY REPORT OF REVENUE AND OTHER RECEIPTS
As at the Quarter Ending June 30, 2023


Department : Department of Science and Technology (DOST)
 Agency/Entity : Philippine Science High School System
 Operating Unit : Ilocos Region Campus
 Organization Code (UACS) : 19 016 0900002
 Fund Cluster : 07 - Trust Receipts

Classification/Sources of Revenue and Other Receipts	UACS CODE	REVENUE TARGET (Annual) per BESF	Actual Revenue and Other Receipts Collections					Cumulative Remittance/Deposits to Date			Variance		Remarks
			1st Quarter Ending March 31	2nd Quarter Ending June 30	3rd Quarter Ending September 30	4th Quarter Ending December 31	Total	Remittance to BTr	Deposited with AGDB	Total	Amount	%	
1	2	3	4	5	6	7	8=[(6+(-)7)-8+9]	9	10	11=(9+10)	12=(8-3)	13=(12/3)	14
Trust Receipts		0.00	18,680.00	2,700.00	0.00	0.00	21,380.00	18,680.00	0.00	18,680.00	21,380.00	0 %	
Other Trust Receipts Deposited with the National Treasury		0.00	18,680.00	2,700.00	0.00	0.00	21,380.00	18,680.00	0.00	18,680.00	21,380.00	0 %	
Bid Documents		0.00	18,680.00	2,700.00	0.00	0.00	21,380.00	18,680.00	0.00	18,680.00	21,380.00	0 %	
GRAND TOTAL		0.00	18,680.00	2,700.00	0.00	0.00	21,380.00	18,680.00	0.00	18,680.00	21,380.00	0 %	

Certified Correct:

 ANA SANDREA P. BALDEMOR
 Accountant II
 Date:

Certified Correct:
 N/A
 Date:

Recommending Approval By:

 ATTY. JANCE R. ALBIN, JUPUCOL
 Supervising Administrative Officer
 Date:

Approved By:

 ROMMEL B. ORTEZA, Ph. D.
 Campus Director
 Date:

QUARTERLY REPORT OF REVENUE AND OTHER RECEIPTS

As at the Quarter Ending June 30, 2023

Department : Department of Science and Technology (DOST)
 Agency/Entity : Philippine Science High School System
 Operating Unit : Ilocos Region Campus
 Organization Code (UACS) : 19 016 0900002
 Fund Cluster : 01 - Regular Agency Fund

Classification/Sources of Revenue and Other Receipts	UACS CODE	REVENUE TARGET (Annual) per BESF	Actual Revenue and Other Receipts Collections					Cumulative Remittance/Deposits to Date			Variance		Remarks
			1st Quarter Ending March 31	2nd Quarter Ending June 30	3rd Quarter Ending September 30	4th Quarter Ending December 31	Total	Remittance to BTr	Deposited with AGDB	Total	Amount	%	
			4	5	6	7	8=[8+(-)7]-8+9	9	10	11=(9+10)	12=(8-3)	13=(12/3)	
Regular Agency Fund		832,000.00	380,267.43	1,505,844.36	0.00	0.00	1,865,911.78	1,650,113.14	0.00	1,650,113.14	1,033,911.78	124 %	
Revenue Collections		832,000.00	214,862.76	444,007.88	0.00	0.00	658,870.64	442,872.00	0.00	442,872.00	(173,329.36)	-21 %	
Cash Revenue		832,000.00	214,018.00	300,854.00	0.00	0.00	514,872.00	442,872.00	0.00	442,872.00	(317,128.00)	-38 %	
Non-Tax		832,000.00	214,018.00	300,854.00	0.00	0.00	514,872.00	442,872.00	0.00	442,872.00	(317,128.00)	-38 %	
Income Collected from Students	4020201002	37,500.00	1,750.00	7,700.00	0.00	0.00	9,450.00	9,450.00	0.00	9,450.00	(28,050.00)	-75 %	
Rent/Lease Income	4020205000	200,000.00	4,228.00	95,104.00	0.00	0.00	99,332.00	27,332.00	0.00	27,332.00	(100,668.00)	-50 %	
Income from Hostels/Dormitories and other Like facilities	4020213000	578,000.00	206,840.00	173,160.00	0.00	0.00	380,000.00	380,000.00	0.00	380,000.00	(198,000.00)	-34 %	
Miscellaneous Income	4060999000	16,500.00	1,200.00	24,890.00	0.00	0.00	26,090.00	26,090.00	0.00	26,090.00	9,590.00	58 %	
Non-Cash Revenue		0.00	644.76	143,153.88	0.00	0.00	143,798.64	0.00	0.00	0.00	143,798.64	0 %	
Non-Tax		0.00	644.76	143,153.88	0.00	0.00	143,798.64	0.00	0.00	0.00	143,798.64	0 %	
Miscellaneous Income	4060999000	0.00	644.76	143,153.88	0.00	0.00	143,798.64	0.00	0.00	0.00	143,798.64	0 %	
Non-Revenue Collections/Other Receipts		0.00	145,604.67	1,061,636.47	0.00	0.00	1,207,241.14	1,207,241.14	0.00	1,207,241.14	1,207,241.14	0 %	
Cash Receipts		0.00	133,546.75	462,385.99	0.00	0.00	595,932.74	595,932.74	0.00	595,932.74	595,932.74	0 %	
Others		0.00	133,546.75	462,385.99	0.00	0.00	595,932.74	595,932.74	0.00	595,932.74	595,932.74	0 %	
Advances to Officers and Employees	1990104000	0.00	5,046.75	0.00	0.00	0.00	5,046.75	5,046.75	0.00	5,046.75	5,046.75	0 %	
Miscellaneous Income	4060999000	0.00	128,500.00	462,385.99	0.00	0.00	590,885.99	590,885.99	0.00	590,885.99	590,885.99	0 %	
Non-Cash Receipts		0.00	12,057.92	599,250.48	0.00	0.00	611,308.40	611,308.40	0.00	611,308.40	611,308.40	0 %	
Collections effected through outright deductions from claims		0.00	12,057.92	599,250.48	0.00	0.00	611,308.40	611,308.40	0.00	611,308.40	611,308.40	0 %	
Other Receivables	1030599000	0.00	12,057.92	24,115.84	0.00	0.00	36,173.76	36,173.76	0.00	36,173.76	36,173.76	0 %	
Information and Communication Technology Equipment	1060503000	0.00	0.00	575,134.64	0.00	0.00	575,134.64	575,134.64	0.00	575,134.64	575,134.64	0 %	
GRAND TOTAL		832,000.00	380,267.43	1,505,844.36	0.00	0.00	1,865,911.78	1,650,113.14	0.00	1,650,113.14	1,033,911.78	124 %	

Certified Correct:
 ANA SANDREA P. BALDEMOR
 Accountant II
 Date:

Certified Correct:
 N/A
 Date:

Recommending Approval By:
 ATTY. JAMES R. VASIN-TAPUCOL
 Supervising Administrative Officer
 Date:

Approved By:
 ROMUALDEE N. ORTEGA, Ph. D.
 Campus Director
 Date: