


**QUARTERLY REPORT OF REVENUE AND OTHER RECEIPTS**  
**As at the Quarter Ending March 31, 2024**


Department : Department of Science and Technology (DOST)  
 Agency/Entity : Philippine Science High School  
 Operating Unit : Ilocos Region Campus  
 Organization Code (UACS) : 19 016 0900002  
 Fund Cluster : 01 - Regular Agency Fund

| Classification/Sources of Revenue and Other Receipts         | UACS CODE  | REVENUE TARGET (Annual) per BESF | Actual Revenue and Other Receipts Collections |                            |                                 |                                |                   | Cumulative Remittance/Deposits to Date |                     |                   | Variance            |                     | Remarks      |  |
|--|------------|----------------------------------|---|----------------------------|---------------------------------|--------------------------------|-------------------|--|---------------------|-------------------|---------------------|---------------------|--------------|--|
|  |            |                                  | 1st Quarter Ending March 31                   | 2nd Quarter Ending June 30 | 3rd Quarter Ending September 30 | 4th Quarter Ending December 31 | Total             | Remittance to BTr                      | Deposited with AGDB | Total             | Amount              | %                   |              |  |
|  |            |                                  | 4   | 5                          | 6                               | 7                              | 8=(4+5+6+7)       | 9                                      | 10                  | 11=(9+10)         | 12=(8-3)            | 13=(12/3)           |              |  |
| <b>Regular Agency Fund</b>                                   |            | <b>886,500.00</b>                | <b>349,737.26</b>                             | <b>0.00</b>                | <b>0.00</b>                     | <b>0.00</b>                    | <b>0.00</b>       | <b>349,737.26</b>                      | <b>349,737.26</b>   | <b>0.00</b>       | <b>349,737.26</b>   | <b>(536,762.74)</b> | <b>-61 %</b> |  |
| Revenue Collections  |            | 886,500.00                       | 226,669.50                                    | 0.00                       | 0.00                            | 0.00                           | 226,669.50        | 226,669.50                             | 0.00                | 226,669.50        | (659,830.50)        | -74 %               |              |  |
| Cash Revenue   |            | 886,500.00                       | 226,669.50                                    | 0.00                       | 0.00                            | 0.00                           | 226,669.50        | 226,669.50                             | 0.00                | 226,669.50        | (659,830.50)        | -74 %               |              |  |
| Non-Tax  |            | 886,500.00                       | 226,669.50                                    | 0.00                       | 0.00                            | 0.00                           | 226,669.50        | 226,669.50                             | 0.00                | 226,669.50        | (659,830.50)        | -74 %               |              |  |
| Income Collected from Students                               | 4020201000 | 91,500.00                        | 1,850.00                                      | 0.00                       | 0.00                            | 0.00                           | 1,850.00          | 1,850.00                               | 0.00                | 1,850.00          | (89,650.00)         | -98 %               |              |  |
| Rent/Lease Income  | 4020205000 | 150,000.00                       | 36,795.00                                     | 0.00                       | 0.00                            | 0.00                           | 36,795.00         | 36,795.00                              | 0.00                | 36,795.00         | (113,205.00)        | -75 %               |              |  |
| Income from Hostels/Dormitories and other Like facilities    | 4020213000 | 630,000.00                       | 185,200.00                                    | 0.00                       | 0.00                            | 0.00                           | 185,200.00        | 185,200.00                             | 0.00                | 185,200.00        | (444,800.00)        | -71 %               |              |  |
| Miscellaneous Income   | 4060999000 | 15,000.00                        | 2,824.50                                      | 0.00                       | 0.00                            | 0.00                           | 2,824.50          | 2,824.50                               | 0.00                | 2,824.50          | (12,175.50)         | -81 %               |              |  |
| Non-Revenue Collections/Other Receipts                       |            | 0.00                             | 123,067.76                                    | 0.00                       | 0.00                            | 0.00                           | 123,067.76        | 123,067.76                             | 0.00                | 123,067.76        | 123,067.76          | 0 %                 |              |  |
| Cash Receipts  |            | 0.00                             | 48,064.80                                     | 0.00                       | 0.00                            | 0.00                           | 48,064.80         | 48,064.80                              | 0.00                | 48,064.80         | 48,064.80           | 0 %                 |              |  |
| Others   |            | 0.00                             | 48,064.80                                     | 0.00                       | 0.00                            | 0.00                           | 48,064.80         | 48,064.80                              | 0.00                | 48,064.80         | 48,064.80           | 0 %                 |              |  |
| Other Receivables  | 1030599000 | 0.00                             | 48,000.00                                     | 0.00                       | 0.00                            | 0.00                           | 48,000.00         | 48,000.00                              | 0.00                | 48,000.00         | 48,000.00           | 0 %                 |              |  |
| Advances to Officers and Employees                           | 1990104000 | 0.00                             | 0.00  | 0.00                       | 0.00                            | 0.00                           | 0.00              | 0.00                                   | 0.00                | 0.00              | 0.00                | 0 %                 |              |  |
| Scholarship Grants/Expenses                                  | 5020202000 | 0.00                             | 64.80   | 0.00                       | 0.00                            | 0.00                           | 64.80             | 64.80                                  | 0.00                | 64.80             | 64.80               | 0 %                 |              |  |
| Non-Cash Receipts  |            | 0.00                             | 75,002.96                                     | 0.00                       | 0.00                            | 0.00                           | 75,002.96         | 75,002.96                              | 0.00                | 75,002.96         | 75,002.96           | 0 %                 |              |  |
| Collections effected through outright deductions from claims |            | 0.00                             | 75,002.96                                     | 0.00                       | 0.00                            | 0.00                           | 75,002.96         | 75,002.96                              | 0.00                | 75,002.96         | 75,002.96           | 0 %                 |              |  |
| Information and Communication Technology Equipment           | 1060503000 | 0.00                             | 75,002.96                                     | 0.00                       | 0.00                            | 0.00                           | 75,002.96         | 75,002.96                              | 0.00                | 75,002.96         | 75,002.96           | 0 %                 |              |  |
| <b>GRAND TOTAL</b>   |            | <b>886,500.00</b>                | <b>349,737.26</b>                             | <b>0.00</b>                | <b>0.00</b>                     | <b>0.00</b>                    | <b>349,737.26</b> | <b>349,737.26</b>                      | <b>0.00</b>         | <b>349,737.26</b> | <b>(536,762.74)</b> | <b>-61 %</b>        |              |  |

Certified Correct:  
  
 ANA SANDREA R. BALDEMOR  
 Accountant II  
 Date:

Certified Correct:  
 N/A  
 Date:


Recommending Approval By:  
  
 ATTY. JANICE RALDEN TAPUCOL  
 Supervising Administrative Officer  
 Date:

Approved By:  
  
 RONNALEE N. ORTEZA, Ph. D.  
 Campus Director  
 Date:


**QUARTERLY REPORT OF REVENUE AND OTHER RECEIPTS**  
**As at the Quarter Ending March 31, 2024**


Department : Department of Science and Technology (DOST)  
 Agency/Entity : Philippine Science High School  
 Operating Unit : Ilocos Region Campus  
 Organization Code (UACS) : 19 016 0900002  
 Fund Cluster : 07 - Trust Receipts

| Classification/Sources of Revenue and Other Receipts      | UACS CODE | REVENUE TARGET (Annual) per BESF | Actual Revenue and Other Receipts Collections |                            |                                 |                                |             | Cumulative Remittance/Deposits to Date |                     |           | Variance |           | Remarks |  |
|---|-----------|----------------------------------|---|----------------------------|---------------------------------|--------------------------------|-------------|--|---------------------|-----------|----------|-----------|---------|--|
|   |           |                                  | 1st Quarter Ending March 31                   | 2nd Quarter Ending June 30 | 3rd Quarter Ending September 30 | 4th Quarter Ending December 31 | Total       | Remittance to BTr                      | Deposited with AGDB | Total     | Amount   | %         |         |  |
|   |           |                                  | 4   | 5                          | 6                               | 7                              | 8=(4+5+6+7) | 9                                      | 10                  | 11=(9+10) | 12=(8-3) | 13=(12/8) |         |  |
| Trust Receipts  |           | 0.00                             | 6,300.00                                      | 0.00                       | 0.00                            | 0.00                           | 0.00        | 6,300.00                               | 6,300.00            | 0.00      | 6,300.00 | 6,300.00  | 0 %     |  |
| Other Trust Receipts Deposited with the National Treasury |           | 0.00                             | 6,300.00                                      | 0.00                       | 0.00                            | 0.00                           | 0.00        | 6,300.00                               | 6,300.00            | 0.00      | 6,300.00 | 6,300.00  | 0 %     |  |
| Bid documents   |           | 0.00                             | 6,300.00                                      | 0.00                       | 0.00                            | 0.00                           | 0.00        | 6,300.00                               | 6,300.00            | 0.00      | 6,300.00 | 6,300.00  | 0 %     |  |
| <b>GRAND TOTAL</b>  |           | 0.00                             | 6,300.00                                      | 0.00                       | 0.00                            | 0.00                           | 0.00        | 6,300.00                               | 6,300.00            | 0.00      | 6,300.00 | 6,300.00  | 0 %     |  |

Certified Correct:  
  
 ANA SANDREA P. BALDEMOR  
 Accountant II  
 Date:

Certified Correct:  
 N/A  
 Date:

Recommending Approval By:  
  
 ATTY. SANDREA BALUBIN-TAPUCOL  
 Supervising Administrative Officer  
 Date:

Approved By:  
  
 ROMALEE N. ORTEZA, Ph. D.  
 Campus Director  
 Date: