

STATEMENT OF APPROPRIATIONS, ALLOTMENTS, OBLIGATIONS, DISBURSEMENTS AND BALANCES

As of the Quarter Ending March 31, 2013


Department : Department of Science and Technology
 Agency : Philippine Science High School - Ilocos Region Campus
 Region/Province/City : Region I/ Ilocos Sur/ San Ildefonso
 Fund : 101


Particulars	Appropriations			Allotments				Current Year Obligations					Current Year Disbursements					Balances		
	Authorized Appropriation	Adjustments	Adjusted Appropriations	Allotments Received	Transfer To	Transfer From	Adjusted Total Allotments	1st Quarter ending March 31	2nd Quarter ending June 30	3rd Quarter ending Sept. 30	4th Quarter ending Dec. 31	Total	1st Quarter ending March 31	2nd Quarter ending June 30	3rd Quarter ending Sept. 30	4th Quarter ending Dec. 31	Total	Unreleased Appropriation	Unobligated Allotment	Unpaid Obligations
1	2	3	(2+3)=4	5	6	7	8 = (5-6+7)	9	10	11	12	13= (9+10+11+12)	14	15	16	17	18= (14+15+16+17)	19= (4-8)	20= (8-13)	21= (13-18)
I. CURRENT YEAR BUDGET/APPROPRIATIONS																				
A. AGENCY SPECIFIC BUDGET	49,251,000.00	1,960,800.00	51,211,800.00	48,851,000.00	-	1,960,800.00	50,811,800.00	8,650,492.14	-	-	-	8,650,492.14	7,545,061.83	-	-	-	7,545,061.83	400,000.00	42,161,307.86	1,105,430.31
Personnel Services	16,188,000.00	1,960,800.00	18,148,800.00	16,188,000.00	-	1,960,800.00	18,148,800.00	4,510,232.66	-	-	-	4,510,232.66	4,379,232.66	-	-	-	4,379,232.66	-	13,638,567.34	131,000.00
Maintenance & Other Operating Expenses	19,688,000.00	-	19,688,000.00	19,688,000.00	-	-	19,688,000.00	3,995,294.48	-	-	-	3,995,294.48	3,076,964.17	-	-	-	3,076,964.17	-	15,692,705.52	918,330.31
Financial Expenses	-	-	-	-	-	-	-	-	-	-	-	-	-	-	-	-	-	-	-	-
Capital Outlays	13,375,000.00	-	13,375,000.00	12,975,000.00	-	-	12,975,000.00	144,965.00	-	-	-	144,965.00	88,865.00	-	-	-	88,865.00	400,000.00	12,830,035.00	56,100.00
B. SPECIAL PURPOSE FUNDS	-	-	-	-	-	-	-	-	-	-	-	-	-	-	-	-	-	-	-	-
Miscellaneous Personnel Benefits Fund	-	-	-	-	-	-	-	-	-	-	-	-	-	-	-	-	-	-	-	-
Personnel Services	-	-	-	-	-	-	-	-	-	-	-	-	-	-	-	-	-	-	-	-
Pension and Gratuity Fund / Retirement Benefits	-	-	-	-	-	-	-	-	-	-	-	-	-	-	-	-	-	-	-	-
Personnel Services	-	-	-	-	-	-	-	-	-	-	-	-	-	-	-	-	-	-	-	-
Priority Development Assistance Fund	-	-	-	-	-	-	-	-	-	-	-	-	-	-	-	-	-	-	-	-
Maintenance & Other Operating Expenses	-	-	-	-	-	-	-	-	-	-	-	-	-	-	-	-	-	-	-	-
Others (please specify)	-	-	-	-	-	-	-	-	-	-	-	-	-	-	-	-	-	-	-	-
C. AUTOMATIC APPROPRIATIONS	1,570,000.00	-	1,570,000.00	1,570,000.00	-	-	1,570,000.00	426,873.60	-	-	-	426,873.60	426,873.60	-	-	-	426,873.60	-	1,143,126.40	-
Retirement and Life Insurance Premium	1,570,000.00	-	1,570,000.00	1,570,000.00	-	-	1,570,000.00	426,873.60	-	-	-	426,873.60	426,873.60	-	-	-	426,873.60	-	1,143,126.40	-
Personnel Services	-	-	-	-	-	-	-	-	-	-	-	-	-	-	-	-	-	-	-	-
Customs Duties and Taxes	-	-	-	-	-	-	-	-	-	-	-	-	-	-	-	-	-	-	-	-
Maintenance & Other Operating Expenses	-	-	-	-	-	-	-	-	-	-	-	-	-	-	-	-	-	-	-	-
Others (please specify)	-	-	-	-	-	-	-	-	-	-	-	-	-	-	-	-	-	-	-	-
TOTAL CURRENT YEAR BUDGET / APPROPRIATIONS	50,821,000.00	1,960,800.00	52,781,800.00	50,421,000.00	-	1,960,800.00	52,381,800.00	9,077,365.74	-	-	-	9,077,365.74	7,971,935.43	-	-	-	7,971,935.43	400,000.00	43,304,434.26	1,105,430.31
II. PRIOR YEAR'S BUDGET/ CONTINUING APPROPRIATIONS																				
D. UNRELEASED APPROPRIATION AGENCY SPECIFIC	250,000.00	-	250,000.00	-	-	-	-	-	-	-	-	-	-	-	-	-	-	250,000.00	-	-
Personnel Services	-	-	-	-	-	-	-	-	-	-	-	-	-	-	-	-	-	-	-	-
Maintenance & Other Operating Expenses	-	-	-	-	-	-	-	-	-	-	-	-	-	-	-	-	-	-	-	-
Financial Expenses	-	-	-	-	-	-	-	-	-	-	-	-	-	-	-	-	-	-	-	-
Capital Outlays	250,000.00	-	250,000.00	-	-	-	-	-	-	-	-	-	-	-	-	-	-	250,000.00	-	-
E. SPECIAL PURPOSE FUNDS	-	-	-	-	-	-	-	-	-	-	-	-	-	-	-	-	-	-	-	-
Calamity Fund	-	-	-	-	-	-	-	-	-	-	-	-	-	-	-	-	-	-	-	-
Maintenance & Other Operating Expenses	-	-	-	-	-	-	-	-	-	-	-	-	-	-	-	-	-	-	-	-
Capital Outlays	-	-	-	-	-	-	-	-	-	-	-	-	-	-	-	-	-	-	-	-
Priority Development Assistance Fund	-	-	-	-	-	-	-	-	-	-	-	-	-	-	-	-	-	-	-	-
Maintenance & Other Operating Expenses	-	-	-	-	-	-	-	-	-	-	-	-	-	-	-	-	-	-	-	-


Particulars	Appropriations			Allotments				Current Year Obligations					Current Year Disbursements					Balances		
	Authorized Appropriation	Adjustments	Adjusted Appropriations	Allotments Received	Transfer To	Transfer From	Adjusted Total Allotments	1st Quarter ending March 31	2nd Quarter ending June 30	3rd Quarter ending Sept. 30	4th Quarter ending Dec. 31	Total	1st Quarter ending March 31	2nd Quarter ending June 30	3rd Quarter ending Sept. 30	4th Quarter ending Dec. 31	Total	Unreleased Appropriation	Unobligated Allotment	Unpaid Obligations
1	2	3	(2+3)=4	5	6	7	8 = (5-6+7)	9	10	11	12	13= (9+10+11+12)	14	15	16	17	18= (14+15+16+17)	19= (4-8)	20= (8-13)	21= (13-18)
F. UNOBLIGATED ALLOTMENT	1,042,678.61	-	1,042,678.61	1,042,678.61	-	-	1,042,678.61	72,779.98	-	-	-	72,779.98	72,779.98	-	-	-	72,779.98	-	969,898.63	-
Personnel Services (under CFAG)	-	-	-	-	-	-	-	-	-	-	-	-	-	-	-	-	-	-	-	-
Maintenance & Other Operating Expenses	-	-	-	-	-	-	-	-	-	-	-	-	-	-	-	-	-	-	969,898.63	-
Capital Outlays	1,042,678.61	-	1,042,678.61	1,042,678.61	-	-	1,042,678.61	72,779.98	-	-	-	72,779.98	72,779.98	-	-	-	72,779.98	250,000.00	969,898.63	-
TOTAL PRIOR YEAR'S BUDGET/ CONT. APPROPRIATIONS	1,292,678.61	-	1,292,678.61	1,042,678.61	-	-	1,042,678.61	72,779.98	-	-	-	72,779.98	72,779.98	-	-	-	72,779.98	650,000.00	44,274,332.89	1,105,430.31
GRAND TOTAL	52,113,678.61	1,960,800.00	54,074,478.61	51,463,678.61	-	1,960,800.00	53,424,478.61	9,150,145.72	-	-	-	9,150,145.72	8,044,715.41	-	-	-	8,044,715.41	650,000.00	44,274,332.89	1,105,430.31

Certified Correct:

Approved By:


 EVELYN D. VILLAFIOR
 Administrative Officer II
 Date: 4/23/2013


 EVANGELINE T. TABULA
 Accountant II
 Date: 4-23-2013


 LARRY L. CABATIC, Ph.D.
 Campus Director/Director III
 Date: 4-24-2013