


STATEMENT OF APPROPRIATIONS, ALLOTMENTS, OBLIGATIONS, DISBURSEMENTS AND BALANCES  
As of the Quarter Ending June 30, 2018

Department: Department of Science and Technology  
Agency: PHILIPPINE SCIENCE HIGH SCHOOL - ILOCOS REGION CAMPUS  
Region/Province/City: I/ ILOCOS SUR/ SAN ILDEFONSO  
Fund:101


Particulars	UACS CODE	Appropriations			Allotments					Current Year Obligations			Current Year Disbursements			Balances			
		Authorized Appropriation	Adjustments (Transfer To) From, Realignment)	Adjusted Appropriations	Allotments Received	Adjustments (Withdrawal, Realignments)	Transfer To	Transfer From	Adjusted Total Allotments	1st Quarter ending March 31	2nd Quarter ending June 30	Total	1st Quarter ending March 31	2nd Quarter ending June 30	Total	Unreleased Appropriation	Unobligated Allotment	Unpaid Obligations (15-20)=(23+24)	
																		Due and Demandable	Not Yet Due and Demandable
1	2	3	4	5=(3+4)	6	7	8	9	10[(6+(-7) -8+9)	11	12	15=(11+12+13+14)	16	17	20=(16+17+18+19)	21= (5-6)	22= (10-15)	23	24
<b>I. CURRENT YEAR BUDGET/APPROPRIATIONS</b>																			
<b>A. AGENCY SPECIFIC BUDGET OPERATIONS</b>																			
<b>MFO 1: Provision of Specialized Secondary Science Education</b>																			
<b>A.II.a Conduct of National Competitive Examination</b>		-	293,000.00	293,000.00	-	-	-	293,000.00	293,000.00	-	2,550.00	2,550.00	-	2,550.00	2,550.00	-	290,450.00	-	-
Maintenance & Other Operating Expe	50200000.00	-	293,000.00	293,000.00	-	-	-	293,000.00	293,000.00	-	2,550.00	2,550.00	-	2,550.00	2,550.00	-	290,450.00	-	-
<b>A.II.b Operation of School Campuses</b>		110,797,000.00	-	110,797,000.00	96,004,000.00	-	-	-	96,004,000.00	21,185,053.78	25,511,598.58	46,696,652.36	18,677,960.27	21,802,974.40	40,480,934.67	14,793,000.00	49,307,347.64	1,296,465.82	4,919,251.87
Personnel Services	50100000.00	57,424,000.00	-	57,424,000.00	42,931,000.00	-	-	-	42,931,000.00	11,338,489.61	14,410,448.95	25,748,938.56	11,270,134.61	14,317,708.94	25,587,843.55	14,493,000.00	17,182,081.44	96,246.11	64,848.90
Maintenance & Other Operating Expe	50200000.00	41,134,000.00	-	41,134,000.00	41,134,000.00	-	-	-	41,134,000.00	9,807,764.17	6,247,844.63	16,055,608.80	7,407,825.66	7,356,465.46	14,764,291.12	-	25,078,391.20	1,200,219.71	91,097.97
Capital Outlays	50600000.00	12,239,000.00	-	12,239,000.00	11,939,000.00	-	-	-	11,939,000.00	38,800.00	4,853,305.00	4,892,105.00	-	128,800.00	128,800.00	300,000.00	7,046,895.00	-	4,763,305.00
<b>A.II.c. Policy Formulation, Program Planning and Standards Development</b>		-	34,000.00	34,000.00	-	-	-	34,000.00	34,000.00	-	-	-	-	-	-	-	34,000.00	-	-
Maintenance & Other Operating Expe	50200000.00	-	34,000.00	34,000.00	-	-	-	34,000.00	34,000.00	-	-	-	-	-	-	-	34,000.00	-	-
<b>B. Locally-Funded Projects</b>																			
Capital Outlays		10600000.00	148,500,000.00	148,500,000.00	148,500,000.00	-	-	-	148,500,000.00	1,613,088.68	257,673.07	1,870,761.75	127,992.00	281,247.76	409,239.76	-	146,629,238.25	-	1,481,521.99
<b>D. AUTOMATIC APPROPRIATIONS</b>																			
Personnel Services		50100000.00	3,465,000.00	3,465,000.00	3,465,000.00	-	-	-	3,465,000.00	1,043,840.16	1,054,985.08	2,098,825.24	1,043,840.16	1,054,985.08	2,098,825.24	-	1,368,174.76	-	-
<b>GRAND TOTAL</b>		<b>262,762,000.00</b>	<b>327,000.00</b>	<b>263,089,000.00</b>	<b>247,969,000.00</b>	<b>-</b>	<b>-</b>	<b>327,000.00</b>	<b>248,296,000.00</b>	<b>23,841,982.62</b>	<b>26,826,806.73</b>	<b>50,668,789.35</b>	<b>19,849,792.43</b>	<b>23,141,757.24</b>	<b>42,991,548.67</b>	<b>14,793,000.00</b>	<b>197,627,210.65</b>	<b>1,296,465.82</b>	<b>6,380,773.86</b>

Certified Correct:

  
JOSHUA E. GO  
Budget Officer  
Date: July 6, 2018

  
ANA SANDREA P. BALDEMOR  
Accountant II  
Date: July 6, 2018

Approved By:

  
BONNALEE N. ORTEGA, Ph.D.  
Campus Director  
Date: July 6, 2018

STATEMENT OF APPROPRIATIONS, ALLOTMENTS, OBLIGATIONS, DISBURSEMENTS AND BALANCES
As of the Quarter Ending June 30, 2018


Department: Department of Science and Technology (DOST)
Agency: Philippine Science High School
Operating Unit: Ilocos Region Campus
Organization Code (UACS): 190160900002
Fund Cluster: 01 - Regular Agency Fund

Authorization: 01 - Current Year Appropriations
Report Status: APPROVED


Table with columns: Particulars, UACS CODE, Appropriation (Authorized, Adjusted), Allotments (Received, Transfer To/From, Adjusted Total), Current Year Obligations (1st-4th Quarter, Total), Current Year Disbursements (1st-4th Quarter, Total), and Balances (Unreleased, Unobligated, Unpaid Obligations).

Particulars	UACS CODE	Appropriation			Allotments					Current Year Obligations				Current Year Disbursements				Balances					
		Authorized Appropriation	Adjustments (Transfer (To)/From, Realignment)	Adjusted Appropriations	Allotments Received	Adjustments (Withdrawal, Realignment)	Transfer To	Transfer From	Adjusted Total Allotments	1st Quarter Ending March 31	2nd Quarter Ending June 30	3rd Quarter Ending Sept. 30	4th Quarter Ending Dec. 31	Total	1st Quarter Ending March 31	2nd Quarter Ending June 30	3rd Quarter Ending Sept. 30	4th Quarter Ending Dec. 31	Total	Unreleased Appropriations	Unobligated Allotment	Unpaid Obligations (15-20) = (23+24)	
1	2	3	4	5=(3+4)	6	7	8	9	10=(8+(-7)+6+9)	11	12	13	14	15=(11+12+13+14)	16	17	18	19	20=(16+17+18+19)	21=(5-10)	22=(10-15)	23	24
II. Automatic Appropriations																							
Retirement and Life Insurance Premiums	01104102																						
Operations	3000000000000000	3,465,000.00		3,465,000.00	3,465,000.00				3,465,000.00	1,043,840.16	1,054,985.08			2,098,825.24	1,043,840.16	1,054,985.08			2,098,825.24			1,366,174.76	
OO - Increased competitiveness of Filipinos in Science and Engineering	3100000000000000	3,465,000.00		3,465,000.00	3,465,000.00				3,465,000.00	1,043,840.16	1,054,985.08			2,098,825.24	1,043,840.16	1,054,985.08			2,098,825.24			1,366,174.76	
SCIENCE, TECHNOLOGY, ENGINEERING AND MATHEMATICS (STEM) SECONDARY EDUCATION ON SCHOLARSHIP BASIS PROGRAM	3101000000000000	3,465,000.00		3,465,000.00	3,465,000.00				3,465,000.00	1,043,840.16	1,054,985.08			2,098,825.24	1,043,840.16	1,054,985.08			2,098,825.24			1,366,174.76	
Operation of school campuses	310100100001000	3,465,000.00		3,465,000.00	3,465,000.00				3,465,000.00	1,043,840.16	1,054,985.08			2,098,825.24	1,043,840.16	1,054,985.08			2,098,825.24			1,366,174.76	
PS		3,465,000.00		3,465,000.00	3,465,000.00				3,465,000.00	1,043,840.16	1,054,985.08			2,098,825.24	1,043,840.16	1,054,985.08			2,098,825.24			1,366,174.76	
Sub-Total, Automatic Appropriations		3,465,000.00		3,465,000.00	3,465,000.00				3,465,000.00	1,043,840.16	1,054,985.08			2,098,825.24	1,043,840.16	1,054,985.08			2,098,825.24			1,366,174.76	
PS		3,465,000.00		3,465,000.00	3,465,000.00				3,465,000.00	1,043,840.16	1,054,985.08			2,098,825.24	1,043,840.16	1,054,985.08			2,098,825.24			1,366,174.76	
MOOE																							
Fin Ex																							
CO																							
III. Special Purpose Fund																							
Sub-Total, SPF																							
PS																							
MOOE																							
Fin Ex																							
CO																							
GRAND TOTAL		262,762,000.00	327,000.00	263,089,000.00	247,969,000.00			327,000.00	248,296,000.00	23,841,982.62	26,826,806.73			50,668,789.35	19,849,792.43	23,141,757.24			42,991,549.67	14,793,000.00	197,627,210.65	1,296,465.82	6,380,773.86
PS		60,889,000.00		60,889,000.00	46,396,000.00				46,396,000.00	12,382,329.77	15,465,434.03			27,847,763.80	12,313,974.77	15,372,694.02			27,686,668.79	14,493,000.00	18,548,236.20	96,246.11	64,848.90
MOOE		41,134,000.00	327,000.00	41,461,000.00	41,134,000.00			327,000.00	41,461,000.00	9,807,764.17	6,250,394.63			16,058,158.80	7,407,825.66	7,359,015.46			14,786,841.12		25,402,841.20	1,200,219.71	91,097.97
Fin Ex																							
CO		160,739,000.00		160,739,000.00	160,439,000.00				160,439,000.00	1,651,888.68	5,110,978.07			6,762,866.75	127,992.00	410,047.76			536,039.76	300,000.00	153,676,133.25		6,224,826.99

Certified Correct:

  
 Go, Joshua  
 Budget Officer  
 Date: 10/Jul/2018

Certified Correct:


  
 BALDEMOR, ANA CANDREA P.  
 Chief Accountant  
 Date: 07/10/18

Recommended By:

*on study leave*  
 Rialubin-Tapucol, Janice  
 Director, FMS  
 Date: 10/Jul/2018

Approved By:

  
 Orteza, Romaldee  
 Agency Head/Department  
 Date: 10/Jul/2018

  
 EVANGELINE T. TABULA  
 Administrative Officer V  
 OIC - FAD

This report was generated using the Unified Reporting System on 10/07/2018 09:41







SUMMARY OF APPROPRIATIONS, ALLOTMENTS, OBLIGATIONS AND BALANCES BY OBJECT OF EXPENDITURES  
As of the Quarter Ending June 30, 2018

Department: Department of Science and Technology (DOST)

Authorization: 01 - Current Year Appropriations

Agency: Philippine Science High School

Report Status: APPROVED

Operating Unit: Ilocos Region Campus

Organization Code (UACS): 190160900002

Fund Cluster: 01 - Regular Agency Fund

Table with columns: Particulars, UACS CODE, Appropriation, Allotments, Current Year Obligations, Current Year Disbursements, Balances. Rows include Agency Specific Budget, Personnel Services, Salaries and Wages, Other Compensation, etc.








LIST OF ALLOTMENTS AND SUB-ALLOTMENTS  
As of the Quarter Ending June 30, 2018  
(In '000 Pesos)

✓	Current Year Appropriations
	Continuing Appropriations
	Supplemental Appropriations


Department : Department of Science and Technology  
Agency : Philippine Science High School - Ilocos Region Campus  
Region/Province/City : Region I/ Ilocos Sur/ San Ildefonso  
Fund : 101

No.	Allotments / Sub-allotments		Funding Source		Allotments / Sub-Allotments received from COs / ROs				Sub-Allotment to Regions / Operating Units				Total Allotments / Net of Sub-allotments			
	Number	Date	Description	UACS Code	PS	MOOE	CO	Total	PS	MOOE	CO	Total	PS	MOOE	CO	Total
1	2	3	4	5	6	7	8	9 = (6+7+8)	10	11	12	13 = (10+11+12)	14 = (6+10)	15 = (7+11)	16 = (8+12)	17 = (14+15+16)
<b>A. Allotments received from DBM</b>																
<b>Current Year Budget</b>					46,396	41,134	160,439	247,969	-	-	-	-	46,396	41,134	160,439	247,969
1	Comprehensive Release per FY 2018 General Appropriations Act, RA 10964	01-Jan-18	Agency Specific Budget	50100000 00	42,931	41,134	160,439	244,504	-	-	-	-	42,931	41,134	160,439	244,504
2	GARO No. 2018-1	01-Jan-18	RLIP	50103010 00	3,465	-	-	3,465	-	-	-	-	3,465	-	-	3,465
<b>B. Sub-allotments received from Central Office/Regional Office</b>																
<b>Current Year Budget</b>					-	327	-	327	-	-	-	-	-	327	-	327
1	ASA No. 05-2018-012	22-May-18	STEM Promotions Program - National Competitive Examination	50200000 00	-	293	-	293	-	-	-	-	-	293	-	293
2	ASA No. 06-2018-026	01-Jun-18	Policy Formulation, Program Planning and Standards Development - to cover payment of honorarium of the Technical Working Group (TWG) for the 2018 PSHSS Readiness Examination	50200000 00	-	34	-	34	-	-	-	-	-	34	-	34
<b>Sub-Total</b>					-	327	-	327	-	-	-	-	-	327	-	327
<b>Total Allotments</b>					46,396	41,461	160,439	248,296	-	-	-	-	46,396	41,461	160,439	248,296

Certified Correct:

  
JOSHUA E. GO  
Budget Officer  
Date: July 6, 2018

Certified Correct:

  
RONNALEE N. ORTEZA, Ph.D.  
Campus Director  
Date: July 6, 2018


**LIST OF ALLOTMENTS AND SUB-ALLOTMENTS**  
As of the Quarter Ending June 30, 2018

Department: Department of Science and Technology (DOST)  
Agency: Philippine Science High School  
Operating Unit: Ilocos Region Campus  
Organization Code (UACS): 190160900002  
Fund Cluster: 01 - Regular Agency Fund

Authorization: 01 - Current Year Appropriations  
Report Status: APPROVED

No.	Allotments / Sub-Allotments		Funding Source		Allotments					Sub-Allotment to Regions/Operating Units					Total Allotments / Net of Sub-allotments				
	Number	Date	Description	UACS Code	PS	MOOE	CO	FINEX	Total	PS	MOOE	CO	FINEX	Total	PS	MOOE	CO	FINEX	Total
1	2	3	4	5	6	7	8	9	10= (6+7+8+9)	11	12	13	14	15= (11+12+13+14)	16	17	18	19	20= (16+17+18+19)
A. Allotments Received From DBM																			
1	GAA FY 2018	2018-01-01	Specific Budgets of National Government Agencies	01101101	42,931,000.00	41,134,000.00	160,439,000.00		244,504,000.00						42,931,000.00	41,134,000.00	160,439,000.00		244,504,000.00
2	GARO No. 2018-1	2018-01-01	Retirement and Life Insurance Premiums	01104102	3,465,000.00				3,465,000.00						3,465,000.00				3,465,000.00
Sub-total					46,396,000.00	41,134,000.00	160,439,000.00		247,969,000.00						46,396,000.00	41,134,000.00	160,439,000.00		247,969,000.00
B. Sub-allotments received from Central Office/Regional Office																			
1	ASA No. 05-2018-012	2018-05-22	STEM Promotions Program - National Competitive Examination	01101101		293,000.00			293,000.00										293,000.00
2	ASA No. 06-2018-026	2018-06-01	Policy Formulation, Program Planning and Standards Development - to cover payment of honorarium of the Technical Working Group (TWG) for the 2018 PSHSS Readiness Examination	01101101		34,000.00			34,000.00										34,000.00
Sub-total						327,000.00			327,000.00										327,000.00
Total Allotments					46,396,000.00	41,461,000.00	160,439,000.00		248,296,000.00						46,396,000.00	41,461,000.00	160,439,000.00		248,296,000.00

No.	Allotments / Sub-Allotments		Funding Source		Allotments					Sub-Allotment to Regions/Operating Units					Total Allotments / Net of Sub-allotments				
	Number	Date	Description	UACS Code	PS	MOOE	CO	FINEX	Total	PS	MOOE	CO	FINEX	Total	PS	MOOE	CO	FINEX	Total
1	2	3	4	5	6	7	8	9	10= (6+7+8+9)	11	12	13	14	15= (11+12+13+14)	16	17	18	19	20= (16+17+18+19)
			Summary by Funding Source Code:																
			Specific Budgets of National Government Agencies	01101101	42,931,000.00	41,461,000.00	160,439,000.00		244,831,000.00						42,931,000.00	41,461,000.00	160,439,000.00		244,831,000.00
			Retirement and Life Insurance Premiums	01104102	3,465,000.00				3,465,000.00						3,465,000.00				3,465,000.00

Certified Correct:  
  
 \_\_\_\_\_  
 Budget Officer  
 Date: 10/Jul/2018

This report was generated using the Unified Reporting System on 10/07/2018 09:58