

SUMMARY OF APPROPRIATIONS, ALLOTMENTS, OBLIGATIONS AND BALANCES BY OBJECT OF EXPENDITURES
As of the Quarter Ending March 31, 2019


Department: Department of Science and Technology (DOST)
Agency: Philippine Science High School
Operating Unit: Ilocos Region Campus
Organization Code (UACS): 190160900002
Fund Cluster: 01 - Regular Agency Fund

Authorization: 01 - Current Year Appropriations
Report Status: SUBMITTED

Particulars	UACS CODE	Appropriation			Allotments						Current Year Obligations					Current Year Disbursements					Balances																							
		Authorized Appropriation	Adjustments (Transfer To)/From, Realignment	Adjusted Appropriations	Allotments Received	Adjustments (Withdrawal, Realignment)	Transfer To	Transfer From	Adjusted Total Allotments	1st Quarter Ending March 31	2nd Quarter Ending June 30	3rd Quarter Ending Sept. 30	4th Quarter Ending Dec. 31	Total	1st Quarter Ending March 31	2nd Quarter Ending June 30	3rd Quarter Ending Sept. 30	4th Quarter Ending Dec. 31	Total	Unreleased Appropriations	Unobligated Allotment	Unpaid Obligations (15-20) * (23+24)																						
																						Due and Demandable	Not Yet Due and Demandable																					
1	2	3	4	5=(3+4)	6	7	8	9	10=(8+(-7)+-6+9)	11	12	13	14	15= (11+12+13+14)	16	17	18	19	20= (16+17+18+19)	21=(6-10)	22=(16-15)	23	24																					
I. Agency Specific Budget																																												
Specific Budgets of National Government Agencies	01101101		54,000.00	54,000.00				54,000.00	54,000.00	21,486,231.85				21,486,231.85	17,839,339.21				17,839,339.21																									
Personnel Services										11,794,829.93				11,794,829.93	10,954,683.60				10,954,683.60																									
Salaries and Wages	5010100000									9,262,240.67				9,262,240.67	8,513,502.31				8,513,502.31																									
Salaries and Wages - Regular	5010101000									9,262,240.67				9,262,240.67	8,513,502.31				8,513,502.31																									
Basic Salary - Civilian	5010101001									9,262,240.67				9,262,240.67	8,513,502.31				8,513,502.31																									
Other Compensation	5010200000									2,376,506.38				2,376,506.38	2,344,081.93				2,344,081.93					32,424.45																				
Personal Economic Relief Allowance (PERA)	5010201000									461,868.35				461,868.35	461,868.35				461,868.35																									
PERA - Civilian	5010201001									461,868.35				461,868.35	461,868.35				461,868.35																									
Representation Allowance (RA)	5010202000									25,500.00				25,500.00	25,500.00				25,500.00																									
Representation Allowance (RA)	5010202000									25,500.00				25,500.00	25,500.00				25,500.00																									
Transportation Allowance (TA)	5010203000									25,500.00				25,500.00	25,500.00				25,500.00																									
Transportation Allowance (TA)	5010203001									25,500.00				25,500.00	25,500.00				25,500.00																									
Subsistence Allowance (SA)	5010205000									600,759.95				600,759.95	600,759.95				600,759.95																									
Subsistence Allowance - Magna Carta Benefits for Science and Technology under R.A. 8439	5010205002									600,759.95				600,759.95	600,759.95				600,759.95																									
Laundry Allowance (LA)	5010206000									111,933.04				111,933.04	111,933.04				111,933.04																									
Laundry Allowance - Magna Carta Benefits for Science and Technology under R.A. 8439	5010206003									111,933.04				111,933.04	111,933.04				111,933.04																									
Hazard Pay (HP)	5010211000									836,605.04				836,605.04	836,605.04				836,605.04																									
HP - Magna Carta Benefits for Science and Technology under R.A. 8439	5010211004									836,605.04				836,605.04	836,605.04				836,605.04																									
Longevity Pay (LP)	5010212000									314,340.00				314,340.00	281,915.55				281,915.55					32,424.45																				
Longevity Pay - Magna Carta Benefits for Science and Technology under R.A. 8439	5010212003									314,340.00				314,340.00	281,915.55				281,915.55					32,424.45																				
Personnel Benefit Contributions	5010300000									146,082.88				146,082.88	97,099.36				97,099.36					48,983.52																				
Pag-IBIG Contributions	5010302000									23,100.00				23,100.00	15,400.00				15,400.00					7,700.00																				
Pag-IBIG - Civilian	5010302001									23,100.00				23,100.00	15,400.00				15,400.00					7,700.00																				
PhilHealth Contributions	5010303000									99,882.88				99,882.88	66,299.36				66,299.36					33,583.52																				
PhilHealth - Civilian	5010303001									99,882.88				99,882.88	66,299.36				66,299.36					33,583.52																				
Employees Compensation Insurance Premiums (ECIP)	5010304000									23,100.00				23,100.00	15,400.00				15,400.00					7,700.00																				
ECIP - Civilian	5010304001									23,100.00				23,100.00	15,400.00				15,400.00					7,700.00																				
Maintenance and Other Operating Expenses			54,000.00	54,000.00				54,000.00	54,000.00	9,701,401.92				9,701,401.92	6,884,655.61				6,884,655.61					2,816,746.31																				
Traveling Expenses	5020100000		54,000.00	54,000.00				54,000.00	54,000.00	428,993.47				428,993.47	357,958.90				357,958.90					7,000.00																				
Traveling Expenses - Local	5020101000		54,000.00	54,000.00				54,000.00	54,000.00	428,993.47				428,993.47	357,958.90				357,958.90					7,000.00																				
Traveling Expenses - Local	5020101000		54,000.00	54,000.00				54,000.00	54,000.00	428,993.47				428,993.47	357,958.90				357,958.90					7,000.00																				
Training and Scholarship Expenses	5020200000									5,876,047.06				5,876,047.06	5,150,341.37				5,150,341.37					725,705.69																				
Training Expenses	5020201000									31,310.00				31,310.00	30,990.00				30,990.00					320.00																				
Training Expenses	5020201002									31,310.00				31,310.00	30,990.00				30,990.00					320.00																				
Scholarship Grants/Expenses	5020202000									5,844,737.06				5,844,737.06	5,119,351.37				5,119,351.37					725,385.69																				
Scholarship Grants/Expenses	5020202000									5,844,737.06				5,844,737.06	5,119,351.37				5,119,351.37					725,385.69																				
Supplies and Materials Expenses	5020300000									527,670.30				527,670.30	148,538.49				148,538.49					379,131.81																				
Office Supplies Expenses	5020301000									153,433.61				153,433.61	107,867.75				107,867.75					45,565.86																				
Office Supplies Expenses	5020301002									153,433.61				153,433.61	107,867.75				107,867.75					45,565.86																				
Drugs and Medicines Expenses	5020307000									19,500.00				19,500.00	19,500.00				19,500.00																									
Drugs and Medicines Expenses	5020307000									19,500.00				19,500.00	19,500.00				19,500.00																									
Medical, Dental and Laboratory Supplies Expenses	5020308000									187,556.65				187,556.65	187,556.65				187,556.65					187,556.65																				
Medical, Dental and Laboratory Supplies Expenses	5020308000									187,556.65				187,556.65	187,556.65				187,556.65					187,556.65																				
Fuel, Oil and Lubricants Expenses	5020309000									17,543.41				17,543.41	9,204.11				9,204.11					8,339.30																				
Fuel, Oil and Lubricants Expenses	5020309000									17,543.41				17,543.41	9,204.11				9,204.11					8,339.30																				
Other Supplies and Materials Expenses	5020399000									149,636.63				149,636.63	31,466.63				31,466.63					40,230.00																				
Other Supplies and Materials Expenses	5020399000									149,636.63				149,636.63	31,466.63				31,466.63					40,230.00																				
Utility Expenses	5020400000									697,286.44				697,286.44	441,907.31				441,907.31					255,379.13																				
Electricity Expenses	5020402000									697,286.44				697,286.44	441,907.31				441,907.31					255,379.13																				
Electricity Expenses	5020402000									697,286.44				697,286.44	441,907.31				441,907.31					255,379.13																				
Communication Expenses	5020500000									111,888.91				111,888.91	41,133.91				41,133.91					70,755.00																				
Postage and Courier Services	5020501000									2,285.00				2,285.00	2,130.00				2,130.00					155.00																				
Postage and Courier Services	5020501000									2,285.00				2,285.00	2,130.00				2,130.00					155.00																				
Telephone Expenses	5020502000									22,879.92				22,879.92	18,279.92				18,279.92					4,600.00																				
Mobile	5020502001									16,500.00				16,500.00	11,900.00				11,900.00					4,600.00																				


Particulars	UACS CODE	Appropriation			Allotments					Current Year Obligations				Current Year Disbursements					Balances				
		Authorized Appropriation	Adjustments (Transfer To)/From, Realignment)	Adjusted Appropriations	Allotments Received	Adjustments (Withdrawal, Realignment)	Transfer To	Transfer From	Adjusted Total Allotments	1st Quarter Ending March 31	2nd Quarter Ending June 30	3rd Quarter Ending Sept. 30	4th Quarter Ending Dec. 31	Total	1st Quarter Ending March 31	2nd Quarter Ending June 30	3rd Quarter Ending Sept. 30	4th Quarter Ending Dec. 31	Total	Unreleased Appropriations	Unobligated Allotment	Unpaid Obligations (15-20) = (23+24)	Due and Demandable
1	2	3	4	5=(3+4)	6	7	8	9	10=[(6+7)+8+9]	11	12	13	14	15=(11+12+13+14)	16	17	18	19	20=(16+17+18+19)	21=(5-10)	22=(10-15)	23	24
Landline	5020502002									6,379.92				6,379.92	6,379.92				6,379.92			(6,379.92)	
Internet Subscription Expenses	5020503000									86,723.99				86,723.99	20,723.99				20,723.99			(86,723.99)	66,000.00
Internet Subscription Expenses	5020503000									86,723.99				86,723.99	20,723.99				20,723.99			(86,723.99)	66,000.00
Confidential, Intelligence and Extraordinary Expenses	5021000000									37,900.84				37,900.84	37,900.84				37,900.84			(37,900.84)	
Extraordinary and Miscellaneous Expenses	5021003000									37,900.84				37,900.84	37,900.84				37,900.84			(37,900.84)	
Extraordinary and Miscellaneous Expenses	5021003000									37,900.84				37,900.84	37,900.84				37,900.84			(37,900.84)	
Professional Services	5021100000									168,993.13				168,993.13	168,993.13				168,993.13			(168,993.13)	
Legal Services	5021101000									100.00				100.00	100.00				100.00			(100.00)	
Legal Services	5021101000									100.00				100.00	100.00				100.00			(100.00)	
Auditing Services	5021102000									8,506.25				8,506.25	8,506.25				8,506.25			(8,506.25)	
Auditing Services	5021102000									8,506.25				8,506.25	8,506.25				8,506.25			(8,506.25)	
Other Professional Services	5021199000									160,386.88				160,386.88	160,386.88				160,386.88			(160,386.88)	
Other Professional Services	5021199000									160,386.88				160,386.88	160,386.88				160,386.88			(160,386.88)	
General Services	5021200000									826,043.87				826,043.87	97,705.79				97,705.79			(826,043.87)	728,338.08
Janitorial Services	5021202000									365,793.47				365,793.47	56,410.07				56,410.07			(365,793.47)	309,383.40
Janitorial Services	5021202000									365,793.47				365,793.47	56,410.07				56,410.07			(365,793.47)	309,383.40
Security Services	5021203000									418,954.68				418,954.68								(418,954.68)	418,954.68
Security Services	5021203000									418,954.68				418,954.68								(418,954.68)	418,954.68
Other General Services	5021299000									41,295.72				41,295.72	41,295.72				41,295.72			(41,295.72)	
Other General Services	5021299099									41,295.72				41,295.72	41,295.72				41,295.72			(41,295.72)	
Repairs and Maintenance	5021300000									348,032.53				348,032.53	16,194.00				16,194.00			(348,032.53)	331,838.53
Repairs and Maintenance - Buildings and Other Structures	5021304000									200,632.00				200,632.00								(200,632.00)	200,632.00
School Buildings	5021304002									200,632.00				200,632.00								(200,632.00)	200,632.00
Repairs and Maintenance - Machinery and Equipment	5021305000									86,960.00				86,960.00								(86,960.00)	86,960.00
Other Machinery and Equipment	5021305099									86,960.00				86,960.00								(86,960.00)	86,960.00
Repairs and Maintenance - Transportation Equipment	5021306000									60,440.53				60,440.53	16,194.00				16,194.00			(60,440.53)	44,246.53
Motor Vehicles	5021306001									60,440.53				60,440.53	16,194.00				16,194.00			(60,440.53)	44,246.53
Taxes, Insurance Premiums and Other Fees	5021500000									228,474.39				228,474.39	228,474.39				228,474.39			(228,474.39)	
Taxes, Duties and Licenses	5021501000									8,200.00				8,200.00	8,200.00				8,200.00			(8,200.00)	
Taxes, Duties and Licenses	5021501001									8,200.00				8,200.00	8,200.00				8,200.00			(8,200.00)	
Insurance Expenses	5021503000									220,274.39				220,274.39	220,274.39				220,274.39			(220,274.39)	
Insurance Expenses	5021503000									220,274.39				220,274.39	220,274.39				220,274.39			(220,274.39)	
Other Maintenance and Operating Expenses	5029900000									450,070.98				450,070.98	195,507.48				195,507.48			(450,070.98)	254,563.50
Advertising Expenses	5029901000									4,000.00				4,000.00	4,000.00				4,000.00			(4,000.00)	4,000.00
Advertising Expenses	5029901000									4,000.00				4,000.00	4,000.00				4,000.00			(4,000.00)	4,000.00
Representation Expenses	5029903000									404,550.98				404,550.98	154,537.48				154,537.48			(404,550.98)	250,013.50
Representation Expenses	5029903000									404,550.98				404,550.98	154,537.48				154,537.48			(404,550.98)	250,013.50
Transportation and Delivery Expenses	5029904000									520.00				520.00	470.00				470.00			(520.00)	50.00
Transportation and Delivery Expenses	5029904000									520.00				520.00	470.00				470.00			(520.00)	50.00
Rent/Lease Expenses	5029905000									40,000.00				40,000.00	40,000.00				40,000.00			(40,000.00)	
Rents - Building and Structures	5029905001									40,000.00				40,000.00	40,000.00				40,000.00			(40,000.00)	
Membership Dues and Contributions to Organizations	5029906000									1,000.00				1,000.00	500.00				500.00			(1,000.00)	500.00
Membership Dues and Contributions to Organizations	5029906000									1,000.00				1,000.00	500.00				500.00			(1,000.00)	500.00
II. Automatic Appropriations																							
Retirement and Life Insurance Premiums	01104102									1,119,827.00				1,119,827.00	738,558.00				738,558.00			(1,119,827.00)	381,269.00
Personnel Services										1,119,827.00				1,119,827.00	738,558.00				738,558.00			(1,119,827.00)	381,269.00
Personnel Benefit Contributions	5010300000									1,119,827.00				1,119,827.00	738,558.00				738,558.00			(1,119,827.00)	381,269.00
Retirement and Life Insurance Premiums	5010301000									1,119,827.00				1,119,827.00	738,558.00				738,558.00			(1,119,827.00)	381,269.00
Retirement and Life Insurance Premiums	5010301000									1,119,827.00				1,119,827.00	738,558.00				738,558.00			(1,119,827.00)	381,269.00
GRAND TOTAL																							
Grand Total				54,000.00	54,000.00					54,000.00	22,606,058.85			22,606,058.85	18,577,897.21				18,577,897.21			(22,652,088.85)	3,161,996.10

Certified Correct:


Go, Joshua
Agency Budget Officer


Date: 09/Apr/2019

Certified Correct:


Baldemor, Ana Sandra
Agency Chief Accountant


Date: 10/Apr/2019

Recommended By:


Rialubiti-Mapocol, Janice
Director FMS

Date: 10/Apr/2019

Approved By:


Orteza, Ronpalee
Head of Agency or Authorized Representative

Date: 10/Apr/2019