



Department : Department of Science and Technology (DOST)
 Agency/Entity : Philippine Science High School
 Operating Unit : Ilocos Region Campus
 Organization Code : 19 016 090002
 Fund Cluster : 01 Regular Agency Fund

X	Current Year Appropriations
	Supplemental
	Continuing Appropriations

(e.g. UACS Fund Cluster: 01-Regular Agency Fund, 02-Foreign Assisted Projects Fund, 03-Special Account-Locally Funded/Domestic Grants Fund, and 04-Special Account-Foreign Assisted/Foreign Grants Fund)


Particulars	UACS CODE	Appropriations					Allotments			Current Year Obligations				Current Year Disbursements				Balances				
		Authorized Appropriations	Adjustments (Transfer To/From, Modifications)	Adjusted Appropriations	Allotments Received	Adjustments (Reductions, Modifications/ Augmentations)	Transfer To	Transfer From	Adjusted Total Allotments	1st Quarter Ending March 31	2nd Quarter Ending June 30	3rd Quarter Ending Sept. 30	TOTAL	1st Quarter Ending March 31	2nd Quarter Ending June 30	3rd Quarter Ending Sept. 30	TOTAL	Unreleased Appro	Unobligated Allotments	Unpaid Obligations (15-20)=(23+24)		
		3	4	5=(3+4)	6	7	8	9	10=[(6+(-)7)-8+9]	11	12	13	15=(11+12+13+14)	16	17	18	20=(16+17+18+19)	21	22	23	24	
PS		64,429,000.00	(1,922,551.00)	62,506,449.00	64,489,489.00	(1,983,040.00)	0.00	0.00	62,506,449.00	15,660,155.13	16,317,784.06	13,071,153.02	45,049,072.21	13,078,788.34	18,745,309.07	12,911,561.02	44,735,658.43	0.00	17,457,376.79	313,413.78	0.00	
MOCE		42,900,000.00	1,440,700.00	44,340,700.00	42,900,000.00	0.00	0.00	0.00	44,340,700.00	9,282,990.71	5,179,202.86	7,904,362.88	22,246,556.45	6,710,214.52	4,738,797.07	8,023,514.74	19,472,526.33	0.00	22,094,143.55	2,213,700.03	560,330.09	
CO		24,260,000.00	(5,000,000.00)	19,260,000.00	18,960,000.00	0.00	0.00	0.00	18,960,000.00	9,305,904.62	7,284,352.08	359,052.98	16,849,309.68	20,552.77	99,146.13	6,782,077.85	6,901,776.76	300,000.00	2,010,660.32	17,480.91	10,030,052.02	
Recapitulation by CO:																						
i. Agency Specific Budget		126,714,000.00	372,500.00	127,086,500.00	121,414,000.00	0.00	0.00	0.00	372,500.00	121,786,500.00	32,969,561.09	28,738,476.67	19,271,064.81	80,979,102.57	18,969,804.30	23,120,671.90	25,843,403.61	67,933,679.81	5,300,000.00	40,807,397.43	2,541,364.66	10,503,858.11
SCIENCE, TECHNOLOGY, ENGINEERING AND MATHEMATICS (STEM) SECONDARY EDUCATION ON SCHOLARSHIP BASIS PROGRAM		126,714,000.00	268,000.00	126,979,000.00	121,414,000.00	0.00	0.00	0.00	268,000.00	121,679,000.00	32,969,561.09	28,738,476.67	19,238,584.81	80,946,602.57	18,969,804.30	23,120,671.90	25,810,903.61	67,901,376.81	5,300,000.00	40,732,397.43	2,541,364.66	10,503,858.11
SCIENCE, TECHNOLOGY, ENGINEERING AND MATHEMATICS (STEM) PROMOTION PROGRAM		0.00	107,500.00	107,500.00	0.00	0.00	0.00	0.00	107,500.00	107,500.00	0.00	0.00	32,500.00	0.00	0.00	32,500.00	32,500.00	0.00	75,000.00	0.00	0.00	

Certified Correct:

 JOSHUA E. GO
 Budget Officer

Certified Correct:

 ANA SANDRA P. BALDEMOR
 Accountant

Recommending Approval:

 ATTY. JANICE RIAL URIN-TAPUCOL
 FAD Chief


Approved By:

 DR. RONNALEE N. CORTEZA
 Campus Director

**List of Allotments and Sub-Allotments
As at the quarter ending September 30, 2020**

Department : Department of Science and Technology (DOST)
 Agency/Entity : Philippine Science High School
 Operating Unit : Ilocos Region Campus
 Organization Code : 19 016 0900002
 Fund Cluster : 01 Regular Agency Fund
 (e.g. UACS Fund Cluster: 01-Regular Agency Fund, 02-Foreign Assisted Projects Fund, 03-Special Account-Locally Funded/Domestic Grants Fund, and 04-Special Account-Foreign Assisted/Foreign Grants Fund)


X	Current Year Appropriations
	Supplemental Appropriations
	Continuing Appropriations

Allotments/Sub-Allotments Reference			Funding Source	Allotments/Sub-Allotments received from CO/ROs/OUs						Sub-Allotments to ROs/OUs					Total Allotments/Net of Sub-allotments				
No.	Number	Date	Description	UACS Code	PS	MOOE	FinEx	CO	Sub-Total	PS	MOOE	FinEx	CO	TOTAL	PS	MOOE	FinEx	CO	TOTAL
1	2	3	4	5	6	7	8	9	10=(6+7+8+9)	11	12	13	14	15=	16=(6+11)	17=(7+12)	18=(8+13)	19=(9+14)	20=
A. Allotments received from DBM																			
1	COMPREHENSIVE RELEASE PER ANNEX A AND A-1 OF NBC NO. 578 / ASA No. 09-2020-042	2020-01-14	Specific Budgets of National Government Agencies	101101	59,554,000.00	42,900,000.00	0.00	23,960,000.00	126,414,000.00	0.00	0.00	0.00	0.00	0.00	59,554,000.00	42,900,000.00	0.00	23,960,000.00	126,414,000.00
2	COMPREHENSIVE RELEASE THROUGH GARO/SARO	2020-01-24	Retirement and Life Insurance Premiums	104102	4,875,000.00	0.00	0.00	0.00	4,875,000.00	0.00	0.00	0.00	0.00	0.00	4,875,000.00	0.00	0.00	0.00	4,875,000.00
3	NEGATIVE GARO	2020-04-02	Retirement and Life Insurance Premiums	104102	(3,656,040.00)	0.00	0.00	0.00	(3,656,040.00)	0.00	0.00	0.00	0.00	0.00	(3,656,040.00)	0.00	0.00	0.00	(3,656,040.00)
4	SARC-BMB-F-20-0002932	2020-04-03	Miscellaneous Personnel Benefits Fund	101406	1,693,000.00	0.00	0.00	0.00	1,693,000.00	0.00	0.00	0.00	0.00	0.00	1,693,000.00	0.00	0.00	0.00	1,693,000.00
5	SARC-BMB-F-20-0002933	2020-04-03	Retirement and Life Insurance Premiums	104102	173,000.00	0.00	0.00	0.00	173,000.00	0.00	0.00	0.00	0.00	0.00	173,000.00	0.00	0.00	0.00	173,000.00
6	SARC-BMB-F-20-0011029	2020-06-30	Retirement and Life Insurance Premiums	104102	(132,511.00)	0.00	0.00	0.00	(132,511.00)	0.00	0.00	0.00	0.00	0.00	(132,511.00)	0.00	0.00	0.00	(132,511.00)
7	SARC-BMB-F-20-0012442	2020-06-30	Specific Budgets of National Government Agencies	101101	0.00	0.00	0.00	(5,000,000.00)	(5,000,000.00)	0.00	0.00	0.00	0.00	0.00	0.00	0.00	0.00	0.00	(5,000,000.00)
	Sub-Total				62,506,449.00	42,900,000.00	0.00	18,960,000.00	124,366,449.00	0.00	0.00	0.00	0.00	0.00	62,506,449.00	42,900,000.00	0.00	18,960,000.00	124,366,449.00
B. Sub-allotments received from Central Office/Regional Office																			
1	COMPREHENSIVE RELEASE PER ANNEX A AND A-1 OF NBC NO. 578 / ASA No. 09-2020-042	2020-01-14	Specific Budgets of National Government Agencies	101101	0.00	328,200.00	0.00	0.00	328,200.00	0.00	0.00	0.00	0.00	0.00	0.00	328,200.00	0.00	0.00	328,200.00
2	COMPREHENSIVE RELEASE PER ANNEX A AND A-1 OF NBC NO. 578 / ASA No. 08-2020-050	2020-01-14	Specific Budgets of National Government Agencies	101101	0.00	240,000.00	0.00	0.00	240,000.00	0.00	0.00	0.00	0.00	0.00	0.00	240,000.00	0.00	0.00	240,000.00
3	COMPREHENSIVE RELEASE PER ANNEX A AND A-1 OF NBC NO. 578 / ASA No. 08-2020-063	2020-01-14	Specific Budgets of National Government Agencies	101101	0.00	500,000.00	0.00	0.00	500,000.00	0.00	0.00	0.00	0.00	0.00	0.00	500,000.00	0.00	0.00	500,000.00
4	COMPREHENSIVE RELEASE PER ANNEX A AND A-1 OF NBC NO. 578 / ASA No. 09-2020-054	2020-01-14	Specific Budgets of National Government Agencies	101101	0.00	32,500.00	0.00	0.00	32,500.00	0.00	0.00	0.00	0.00	0.00	0.00	32,500.00	0.00	0.00	32,500.00
5	COMPREHENSIVE RELEASE PER ANNEX A AND A-1 OF NBC NO. 578 / ASA No. 09-2020-079	2020-01-14	Specific Budgets of National Government Agencies	101101	0.00	182,000.00	0.00	0.00	182,000.00	0.00	0.00	0.00	0.00	0.00	0.00	182,000.00	0.00	0.00	182,000.00
6	COMPREHENSIVE RELEASE PER ANNEX A AND A-1 OF NBC NO. 578 / ASA No. 09-2020-093	2020-01-14	Specific Budgets of National Government Agencies	101101	0.00	83,000.00	0.00	0.00	83,000.00	0.00	0.00	0.00	0.00	0.00	0.00	83,000.00	0.00	0.00	83,000.00
7	COMPREHENSIVE RELEASE PER ANNEX A AND A-1 OF NBC NO. 578 / ASA No. 09-2020-100	2020-01-14	Specific Budgets of National Government Agencies	101101	0.00	75,000.00	0.00	0.00	75,000.00	0.00	0.00	0.00	0.00	0.00	0.00	75,000.00	0.00	0.00	75,000.00
	Sub-Total				0.00	1,440,700.00	0.00	0.00	1,440,700.00	0.00	0.00	0.00	0.00	0.00	0.00	1,440,700.00	0.00	0.00	1,440,700.00
Total Allotments					62,506,449.00	44,340,700.00	0.00	18,960,000.00	125,807,149.00	0.00	0.00	0.00	0.00	0.00	62,506,449.00	44,340,700.00	0.00	18,960,000.00	125,807,149.00

Certified Correct:

 JCSHUA E. GO
 Budget Officer

Recommending Approval:

 ATTY. JANICE RIALUBIN TAPUCOL
 FAD Chief

Approved By:

 DR. RONNIE LEE W. ORTEZA
 Campus Director