

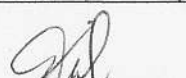
**SUMMARY REPORT OF DISBURSEMENTS**  
For the Quarter Ending September 30, 2015


FAR NO. 4

Department : Department of Science and Technology  
 Agency : Philippine Science High School - Ilocos Region Campus  
 Region/Province/City : Region I/ Ilocos Sur/ San Ildefonso  
 Fund : 101


| PARTICULARS                   | CURRENT YEAR BUDGET  |                      |                     |                      | PRIOR YEAR'S BUDGET |                   |                     |                     | PRIOR YEARS' OBLIGATIONS |                   |                     |                     | SUB-TOTAL            | TRUST LIABILITIES |          |          |          | Others   | GRAND TOTAL |                      |                      |                     | Remarks              |
|-------------------------------|----------------------|----------------------|---------------------|----------------------|---------------------|-------------------|---------------------|---------------------|--------------------------|-------------------|---------------------|---------------------|----------------------|-------------------|----------|----------|----------|----------|-------------|----------------------|----------------------|---------------------|----------------------|
|                               | PS                   | MOOE                 | CO                  | TOTAL                | PS                  | MOOE              | CO                  | TOTAL               | PS                       | MOOE              | CO                  | TOTAL               |                      | PS                | MOOE     | CO       | TOTAL    |          | PS          | MOOE                 | CO                   | TOTAL               |                      |
| (1)                           | (2)                  |                      |                     |                      | (3)                 |                   |                     |                     | (4)                      |                   |                     |                     | (5) =2+3+4           | (6)               |          |          |          | (7)      | (8)         |                      |                      |                     | (9)                  |
| <b>FIRST QUARTER</b>          |                      |                      |                     |                      |                     |                   |                     |                     |                          |                   |                     |                     |                      |                   |          |          |          |          |             |                      |                      |                     |                      |
| Notice of Cash Allocation     |                      |                      |                     |                      |                     |                   |                     |                     |                          |                   |                     |                     |                      |                   |          |          |          |          |             |                      |                      |                     |                      |
| MDS Checks Issued             | 4,744,816.51         | 4,625,911.59         | 60,476.33           | 9,431,204.43         | -                   | 288,827.97        | 542,981.99          | 831,809.96          | 6,873.89                 | 29,014.09         | 2,261,396.43        | 2,297,284.41        | 12,560,298.80        | -                 | -        | -        | -        | -        | -           | 4,751,690.40         | 4,943,753.65         | 2,864,854.75        | 12,560,298.80        |
| Advice to Debit Account       | -                    | 430,821.86           | -                   | 430,821.86           | -                   | 35,614.11         | 11,120.54           | 82,348.76           | -                        | 32,178.53         | 239,966.16          | 272,144.69          | 785,315.31           | -                 | -        | -        | -        | -        | -           | -                    | 498,614.50           | 251,086.70          | 749,701.20           |
| Tax Remittance Advices Issued | 554,468.84           | 45,407.21            | 12,862.59           | 612,738.64           | -                   | 12,099.07         | 123,329.29          | 123,329.29          | -                        | 4,145.73          | 34,916.92           | 39,062.65           | 775,130.58           | -                 | -        | -        | -        | -        | -           | 554,468.84           | 61,652.01            | 171,108.80          | 787,229.65           |
| Cash Disbursement Ceiling     | -                    | -                    | -                   | -                    | -                   | -                 | -                   | -                   | -                        | -                 | -                   | -                   | -                    | -                 | -        | -        | -        | -        | -           | -                    | -                    | -                   | -                    |
| Non-Cash Availment Authority  | -                    | -                    | -                   | -                    | -                   | -                 | -                   | -                   | -                        | -                 | -                   | -                   | -                    | -                 | -        | -        | -        | -        | -           | -                    | -                    | -                   | -                    |
| <b>TOTAL</b>                  | <b>5,299,285.35</b>  | <b>5,102,140.66</b>  | <b>73,338.92</b>    | <b>10,474,764.93</b> | <b>-</b>            | <b>336,541.15</b> | <b>677,431.82</b>   | <b>1,037,488.01</b> | <b>6,873.89</b>          | <b>65,338.35</b>  | <b>2,536,279.51</b> | <b>2,608,491.75</b> | <b>14,120,744.69</b> | <b>-</b>          | <b>-</b> | <b>-</b> | <b>-</b> | <b>-</b> | <b>-</b>    | <b>5,306,159.24</b>  | <b>5,504,020.16</b>  | <b>3,287,050.25</b> | <b>14,097,229.65</b> |
| <b>SECOND QUARTER</b>         |                      |                      |                     |                      |                     |                   |                     |                     |                          |                   |                     |                     |                      |                   |          |          |          |          |             |                      |                      |                     |                      |
| Notice of Cash Allocation     |                      |                      |                     |                      |                     |                   |                     |                     |                          |                   |                     |                     |                      |                   |          |          |          |          |             |                      |                      |                     |                      |
| MDS Checks Issued             | 5,071,575.98         | 2,311,948.80         | 458,633.88          | 7,842,158.66         | -                   | -                 | 651,084.99          | 651,084.99          | -                        | 210,109.52        | 195,392.07          | 405,501.59          | 8,898,745.24         | -                 | -        | -        | -        | -        | -           | 5,071,575.98         | 2,522,058.32         | 1,305,110.94        | 8,898,745.24         |
| Advice to Debit Account       | 1,976,773.52         | 1,663,653.44         | 1,226,914.80        | 4,867,341.76         | -                   | -                 | -                   | -                   | -                        | -                 | -                   | -                   | 4,867,341.76         | -                 | -        | -        | -        | -        | -           | 1,976,773.52         | 1,663,653.44         | 1,226,914.80        | 4,867,341.76         |
| Tax Remittance Advices Issued | 794,892.46           | 79,134.72            | 87,486.89           | 961,514.07           | -                   | -                 | 37,505.99           | 37,505.99           | -                        | 8,706.48          | 11,059.94           | 19,766.42           | 1,018,786.48         | -                 | -        | -        | -        | -        | -           | 794,892.46           | 87,841.20            | 136,052.82          | 1,018,786.48         |
| Cash Disbursement Ceiling     | -                    | -                    | -                   | -                    | -                   | -                 | -                   | -                   | -                        | -                 | -                   | -                   | -                    | -                 | -        | -        | -        | -        | -           | -                    | -                    | -                   | -                    |
| Non-Cash Availment Authority  | -                    | -                    | -                   | -                    | -                   | -                 | -                   | -                   | -                        | -                 | -                   | -                   | -                    | -                 | -        | -        | -        | -        | -           | -                    | -                    | -                   | -                    |
| <b>TOTAL</b>                  | <b>7,843,241.96</b>  | <b>4,054,736.96</b>  | <b>1,773,035.57</b> | <b>13,671,014.49</b> | <b>-</b>            | <b>-</b>          | <b>688,590.98</b>   | <b>688,590.98</b>   | <b>-</b>                 | <b>218,816.00</b> | <b>206,452.01</b>   | <b>425,268.01</b>   | <b>14,784,873.48</b> | <b>-</b>          | <b>-</b> | <b>-</b> | <b>-</b> | <b>-</b> | <b>-</b>    | <b>7,843,241.96</b>  | <b>4,273,552.96</b>  | <b>2,668,078.56</b> | <b>14,784,873.48</b> |
| <b>THIRD QUARTER</b>          |                      |                      |                     |                      |                     |                   |                     |                     |                          |                   |                     |                     |                      |                   |          |          |          |          |             |                      |                      |                     |                      |
| Notice of Cash Allocation     |                      |                      |                     |                      |                     |                   |                     |                     |                          |                   |                     |                     |                      |                   |          |          |          |          |             |                      |                      |                     |                      |
| MDS Checks Issued             | 1,998,457.96         | 5,426,338.75         | 791,623.10          | 8,216,419.81         | -                   | -                 | -                   | -                   | 55,366.07                | 127,412.22        | 182,778.29          | 8,399,198.10        | -                    | -                 | -        | -        | -        | -        | -           | 1,998,457.96         | 5,481,704.82         | 919,035.32          | 8,399,198.10         |
| Advice to Debit Account       | 3,043,598.39         | 2,552,182.01         | 580,042.04          | 6,175,822.44         | -                   | -                 | -                   | -                   | -                        | 131,979.46        | 131,979.46          | 6,307,801.90        | -                    | -                 | -        | -        | -        | -        | -           | 3,043,598.39         | 2,552,182.01         | 712,021.50          | 6,307,801.90         |
| Tax Remittance Advices Issued | 621,231.95           | 163,025.25           | 63,916.99           | 848,174.19           | -                   | -                 | -                   | -                   | -                        | 17,292.77         | 17,292.77           | 865,466.96          | -                    | -                 | -        | -        | -        | -        | -           | 621,231.95           | 163,025.25           | 81,209.76           | 865,466.96           |
| Cash Disbursement Ceiling     | -                    | -                    | -                   | -                    | -                   | -                 | -                   | -                   | -                        | -                 | -                   | -                   | -                    | -                 | -        | -        | -        | -        | -           | -                    | -                    | -                   | -                    |
| Non-Cash Availment Authority  | -                    | -                    | -                   | -                    | -                   | -                 | -                   | -                   | -                        | -                 | -                   | -                   | -                    | -                 | -        | -        | -        | -        | -           | -                    | -                    | -                   | -                    |
| <b>TOTAL</b>                  | <b>5,663,288.30</b>  | <b>8,141,546.01</b>  | <b>1,435,582.13</b> | <b>15,240,416.44</b> | <b>-</b>            | <b>-</b>          | <b>-</b>            | <b>-</b>            | <b>-</b>                 | <b>55,366.07</b>  | <b>276,684.45</b>   | <b>332,050.52</b>   | <b>15,572,466.96</b> | <b>-</b>          | <b>-</b> | <b>-</b> | <b>-</b> | <b>-</b> | <b>-</b>    | <b>5,663,288.30</b>  | <b>8,196,912.08</b>  | <b>1,712,266.58</b> | <b>15,572,466.96</b> |
| <b>FOURTH QUARTER</b>         |                      |                      |                     |                      |                     |                   |                     |                     |                          |                   |                     |                     |                      |                   |          |          |          |          |             |                      |                      |                     |                      |
| Notice of Cash Allocation     |                      |                      |                     |                      |                     |                   |                     |                     |                          |                   |                     |                     |                      |                   |          |          |          |          |             |                      |                      |                     |                      |
| MDS Checks Issued             | -                    | -                    | -                   | -                    | -                   | -                 | -                   | -                   | -                        | -                 | -                   | -                   | -                    | -                 | -        | -        | -        | -        | -           | -                    | -                    | -                   | -                    |
| Advice to Debit Account       | -                    | -                    | -                   | -                    | -                   | -                 | -                   | -                   | -                        | -                 | -                   | -                   | -                    | -                 | -        | -        | -        | -        | -           | -                    | -                    | -                   | -                    |
| Tax Remittance Advices Issued | -                    | -                    | -                   | -                    | -                   | -                 | -                   | -                   | -                        | -                 | -                   | -                   | -                    | -                 | -        | -        | -        | -        | -           | -                    | -                    | -                   | -                    |
| Cash Disbursement Ceiling     | -                    | -                    | -                   | -                    | -                   | -                 | -                   | -                   | -                        | -                 | -                   | -                   | -                    | -                 | -        | -        | -        | -        | -           | -                    | -                    | -                   | -                    |
| Non-Cash Availment Authority  | -                    | -                    | -                   | -                    | -                   | -                 | -                   | -                   | -                        | -                 | -                   | -                   | -                    | -                 | -        | -        | -        | -        | -           | -                    | -                    | -                   | -                    |
| <b>TOTAL</b>                  | <b>-</b>             | <b>-</b>             | <b>-</b>            | <b>-</b>             | <b>-</b>            | <b>-</b>          | <b>-</b>            | <b>-</b>            | <b>-</b>                 | <b>-</b>          | <b>-</b>            | <b>-</b>            | <b>-</b>             | <b>-</b>          | <b>-</b> | <b>-</b> | <b>-</b> | <b>-</b> | <b>-</b>    | <b>-</b>             | <b>-</b>             | <b>-</b>            | <b>-</b>             |
| <b>GRAND TOTAL</b>            | <b>18,805,815.61</b> | <b>17,298,423.63</b> | <b>3,281,956.62</b> | <b>39,386,195.86</b> | <b>-</b>            | <b>336,541.15</b> | <b>1,366,022.80</b> | <b>1,726,078.99</b> | <b>6,873.89</b>          | <b>339,520.42</b> | <b>3,019,415.97</b> | <b>3,365,810.28</b> | <b>44,478,085.13</b> | <b>-</b>          | <b>-</b> | <b>-</b> | <b>-</b> | <b>-</b> | <b>-</b>    | <b>18,812,689.50</b> | <b>17,974,485.20</b> | <b>7,667,395.39</b> | <b>44,454,570.09</b> |

Certified Correct:

  
 EVELYN D. VILLAFLO  
 Administrative Officer II  
 Date:

  
 EVANGELINE T. TABULA  
 Accountant II  
 Date:

Approved By:

  
 DR. RONNALLEE N. ORTEZA  
 Director III/Campus Director  
 Date: