




MONTHLY REPORT OF DISBURSEMENTS


For the Quarter ending June 30, 2018

FAR No. 4

Department: Department of Science and Technology  
 Agency: PHILIPPINE SCIENCE HIGH SCHOOL  
 Operating Unit: ILOCOS REGION CAMPUS  
 Organization Code: 19 016 08 0000 2  
 Fund Source Code: 101

PARTICULARS	CURRENT YEAR BUDGET					PRIOR YEAR'S BUDGET											SUB-TOTAL	TRUST LIABILITIES				GRAND TOTAL					REMARKS	
	PS	MOOE	Fin. Exp.	CO	TOTAL	PRIOR YEAR'S ACCOUNTS PAYABLE					CURRENT YEAR'S ACCOUNTS PAYABLE					TOTAL		PS	MOOE	CO	TOTAL	PS	MOOE	Fin. Exp.	CO	TOTAL		
						PS	MOOE	Fin. Exp.	CO	Sub-total	PS	MOOE	Fin. Exp.	CO	Sub-total													
1	2	3	4	5	6 = (2+3+4+5)	7	8	9	10	11 = (7+8+9+10)	12	13	14	15	16 = (12+13+14+15)	17 = (11-16)	18 = (6-17)	19	20	21	22 = (19+20)	23	24	25	26	27 = (23+24+25+26)	28	
<b>JAN. To JUNE 2018</b>	-	-	-	-	-	-	-	-	-	-	-	-	-	-	-	-	-	-	-	-	-	-	-	-	-	-	-	-
Notice of Cash Allocation	-	-	-	-	-	-	-	-	-	-	-	-	-	-	-	-	-	-	-	-	-	-	-	-	-	-	-	-
MDS Checks Issued	7,526,289.81	8,422,105.86	-	193,368.93	16,141,764.60	42,320.00	1,773,369.25	-	25,072,168.96	26,887,858.21	-	-	-	1,406,032.03	1,406,032.03	28,293,890.24	44,435,654.84	-	-	-	-	7,568,609.81	10,195,475.11	-	26,671,569.92	44,435,654.84	-	-
Advice to Debit Account	17,578,176.11	6,166,203.82	-	308,859.67	24,054,239.60	773,188.58	516,974.25	-	9,549.46	1,299,712.29	-	-	-	-	-	1,299,712.29	25,353,951.89	-	-	-	-	18,351,364.69	6,683,178.07	-	319,409.13	25,353,951.89	-	-
Working Fund (NCA Issued to BTr)	-	-	-	-	-	-	-	-	-	-	-	-	-	-	-	-	-	-	-	-	-	-	-	-	-	-	-	-
Tax Remittance Advices Issued	2,582,202.87	178,531.44	-	34,811.16	2,795,545.47	220,997.84	90,373.81	-	1,699,041.40	2,010,413.05	-	-	-	93,735.47	93,735.47	2,104,148.52	4,899,693.99	-	-	-	-	2,803,200.71	268,905.25	-	1,827,588.03	4,899,693.99	-	-
Cash Disbursement Ceiling	-	-	-	-	-	-	-	-	-	-	-	-	-	-	-	-	-	-	-	-	-	-	-	-	-	-	-	-
Non-Cash Availment Authority	-	-	-	-	-	-	-	-	-	-	-	-	-	-	-	-	-	-	-	-	-	-	-	-	-	-	-	-
Others (CDT, BTr Docs Stamps, etc)	-	-	-	-	-	-	-	-	-	-	-	-	-	-	-	-	-	-	-	-	-	-	-	-	-	-	-	-
<b>GRAND TOTAL</b>	<b>27,686,668.79</b>	<b>14,766,841.12</b>	<b>-</b>	<b>538,039.76</b>	<b>42,991,549.67</b>	<b>1,036,506.42</b>	<b>2,380,717.31</b>	<b>-</b>	<b>26,780,758.82</b>	<b>30,197,983.55</b>	<b>-</b>	<b>-</b>	<b>-</b>	<b>1,499,767.50</b>	<b>1,499,767.50</b>	<b>31,697,751.05</b>	<b>74,689,300.72</b>	<b>-</b>	<b>-</b>	<b>-</b>	<b>-</b>	<b>28,723,175.21</b>	<b>17,147,558.43</b>	<b>-</b>	<b>28,818,567.08</b>	<b>74,689,300.72</b>	<b>-</b>	<b>-</b>

Certified Correct:  
  
**ANA SANDRA P. BALDEBOR**  
 Accountant II  
 July 4, 2018

Approved by:  
  
**DR. RONNALZEN N. ORTEZA**  
 Campus Director  
 July 4, 2018



## MONTHLY REPORT OF DISBURSEMENTS For the month of April, 2018

<b>Department: Department of Science and Technology (DOST)</b>					<b>Agency: Philippine Science High School</b>					<b>Operating Unit: Ilocos Region Campus</b>																	
<b>Organization Code (UACS): 190160900002</b>					<b>Fund Cluster: 01 - Regular Agency Fund</b>					<b>Report Status: APPROVED</b>																	
PARTICULARS	CURRENT YEAR BUDGET					PRIOR YEAR'S ACCOUNTS PAYABLE					CURRENT YEAR'S ACCOUNTS PAYABLE					SUB-TOTAL	TRUST LIABILITIES				GRAND TOTAL					REMARKS	
	PS	MOOE	Fin. Exp	CO	TOTAL	PS	MOOE	Fin. Exp	CO	Sub-Total	PS	MOOE	Fin. Exp	CO	Sub-Total		TOTAL	PS	MOOE	CO	TOTAL	PS	MOOE	Fin. Exp	CO		TOTAL
	2	3	4	5	6=(2+3+4+5)	7	8	9	10	11=(7+8+9+10)	12	13	14	15	16=(12+13+14+15)		17=(11+16)	18=(6+17)	19	20	21	22=(19+20+21)	23	24	25		26
Notice of Cash Allocation (NCA)	3,791,480.59	1,863,101.21		224,214.45	5,878,796.25	229,327.85			3,070,489.57	3,299,817.42					3,299,817.42	9,178,613.67					3,791,480.59	2,092,429.06			3,294,704.02	9,178,613.67	
MDS Checks Issued	1,268,419.89	608,613.42			1,877,033.31	226,997.85			3,060,940.11	3,287,937.96					3,287,937.96	5,164,971.27					1,268,419.89	835,611.27			3,060,940.11	5,164,971.27	
Advice to Debit Account	2,523,060.70	1,254,487.79		224,214.45	4,001,762.94	2,330.00			9,549.46	11,879.46					11,879.46	4,013,642.40					2,523,060.70	1,256,817.79			233,763.91	4,013,642.40	
Notice of Transfer of Allocation (NTA)																											
MDS Checks Issued																											
Advice to Debit Account																											
Working Fund (NCA issued to BTr)																											
Tax Remittance Advices Issued (TRA)	465,395.89	19,800.91		15,520.56	500,717.36				193,668.03	193,668.03					193,668.03	694,385.39					465,395.89	19,800.91			209,188.59	694,385.39	
Cash Disbursement Ceiling (CDC)																											
Non-Cash Availment Authority (NCAA)																											
Others (CDT, BTr Docs Stamp, etc.)																											

### Summary

PARTICULARS	PREVIOUS REPORT	CURRENT MONTH	AS OF DATE
(1)	(2)	(3)	(4)
Total Disbursement Authorities Received			
NCA	28,040,000.00	41,916,000.00	69,956,000.00
Working Fund			
TRA	2,018,630.74	694,385.39	2,713,016.13
CDC			
NCAA			
Others (CDT, BTr Docs Stamp, etc.)			
Less: Notice of Transfer Allocations (NTA)* issued			
Total Disbursements Authorities Available	30,058,630.74	42,610,385.39	72,669,016.13
Less			
Lapsed NCA			
Disbursements	30,058,630.74	9,872,999.06	39,931,629.80
Balance of Disbursements Authorities as of date		32,737,386.33	32,737,386.33
Total Disbursements Program	89,552,000.00	30,926,000.00	120,488,000.00
Less: * Actual Disbursements	30,058,630.74	9,872,999.06	39,931,629.80
(Over)/Under spending-	59,503,369.26	21,053,000.94	80,556,370.20

Certified Correct:



Baldemor, Ana Sandra

Agency Chief Accountant

Date: 06/Jul/2018

Approved By:



Orteza, Ronnalee

Head of Agency or Authorized Representative

Date: 10/Jul/2018

This report was generated using the Unified Reporting System on 10/07/2018 10:08

**MONTHLY REPORT OF DISBURSEMENTS**  
For the month of May, 2018

Department: Department of Science and Technology (DOST)						Agency: Philippine Science High School						Operating Unit: Ilocos Region Campus																														
Organization Code (UACS): 190160900002						Fund Cluster: 01 - Regular Agency Fund						Report Status: APPROVED																														
PARTICULARS	CURRENT YEAR BUDGET					PRIOR YEAR'S ACCOUNTS PAYABLE					CURRENT YEAR'S ACCOUNTS PAYABLE					SUB-TOTAL	TRUST LIABILITIES				GRAND TOTAL					REMARKS																
	PS	MOOE	Fin. Exp	CO	TOTAL	PS	MOOE	Fin. Exp	CO	Sub-Total	PS	MOOE	Fin. Exp	CO	Sub-Total		TOTAL	PS	MOOE	CO	TOTAL	PS	MOOE	Fin. Exp	CO		TOTAL															
	2	3	4	5	6=(2+3+4+5)	7	8	9	10	11=(7+8+9+10)	12	13	14	15	16=(12+13+14+15)		17=(11+16)	18=(6+17)	19	20	21	22=(19+20+21)	23	24	25		26	27=(23+24+25+26)	28													
Notice of Cash Allocation (NCA)	6,586,957.80	3,618,677.97		144,197.25	10,349,833.02						45,504.00				1,550,233.50	1,595,737.50						1,595,737.50					11,945,570.52							6,586,957.80	3,664,181.97		1,694,430.75	11,945,570.52				
MDS Checks Issued	1,245,513.01	2,154,531.19		123,121.43	3,523,165.63						45,504.00				1,550,233.50	1,595,737.50						1,595,737.50					5,118,903.13							1,245,513.01	2,200,035.19		1,673,354.93	5,118,903.13				
Advice to Debit Account	5,341,444.79	1,464,146.78		21,075.82	6,826,667.39																						6,826,667.39							5,341,444.79	1,464,146.78		21,075.82	6,826,667.39				
Notice of Transfer of Allocation (NTA)																																										
MDS Checks Issued																																										
Advice to Debit Account																																										
Working Fund (NCA issued to BTR)																																										
Tax Remittance Advices Issued (TRA)	459,218.69	43,890.15		7,511.25	510,420.09	1,896.00			103,348.90	105,244.90						105,244.90	615,664.99										459,218.69	45,586.15		110,860.15	615,664.99											
Cash Disbursement Ceiling (CDC)																																										
Non-Cash Availment Authority (NCAA)																																										
Others (CDT, BTR Docs Stamp, etc.)																																										

**Summary**

PARTICULARS	PREVIOUS REPORT	CURRENT MONTH	AS OF DATE
(1)	(2)	(3)	(4)
Total Disbursement Authorities Received			
NCA	69,956,000.00		69,956,000.00
Working Fund			
TRA	2,713,016.13	615,664.99	3,328,681.12
CDC			
NCAA			
Others (CDT, BTR Docs Stamp, etc.)			
Less: Notice of Transfer Allocations (NTA)* issued			
Total Disbursements Authorities Available	72,669,016.13	615,664.99	73,284,681.12
Less			
Lapsed NCA			
Disbursements	39,931,629.80	12,561,235.51	52,492,865.31
Balance of Disbursements Authorities as of to date	32,737,386.33	(11,945,570.52)	20,791,815.81
Total Disbursements Program	120,488,000.00	29,369,000.00	149,857,000.00
Less: * Actual Disbursements	39,931,629.80	12,561,235.51	52,492,865.31
(Over)/Under spending-	80,556,370.20	16,807,764.49	97,364,134.69

Certified Correct:

Baldemor, Ana Sandra

Agency Chief Accountant

Date: 06/Jul/2018

Approved By:

Orteza, Ronnielee  
Head of Agency or Authorized Representative

Date: 10/Jul/2018

**MONTHLY REPORT OF DISBURSEMENTS**  
For the month of June, 2018

Department: Department of Science and Technology (DOST)					Agency: Philippine Science High School										Operating Unit: Ilocos Region Campus														
Organization Code (UACS): 190160900002					Fund Cluster: 01 - Regular Agency Fund										Report Status: APPROVED														
PARTICULARS	CURRENT YEAR BUDGET					PRIOR YEAR'S ACCOUNTS PAYABLE					CURRENT YEAR'S ACCOUNTS PAYABLE					SUB-TOTAL	TRUST LIABILITIES				GRAND TOTAL					REMARKS			
	PS	MOOE	Fin. Exp	CO	TOTAL	PS	MOOE	Fin. Exp	CO	Sub-Total	PS	MOOE	Fin. Exp	CO	Sub-Total		TOTAL	PS	MOOE	CO	TOTAL	PS	MOOE	Fin. Exp	CO		TOTAL		
1	2	3	4	5	6=(2+3+4+5)	7	8	9	10	11=(7+8+9+10)	12	13	14	15	16=(12+13+14+15)	17=(11+16)	18=(6+17)	19	20	21	22=(19+20+21)	23	24	25	26	27=(23+24+25+26)	28		
Notice of Cash Allocation (NCA)	3,608,426.99	1,761,728.05		17,115.91	5,387,270.95	4,579.44	168,578.45		15,064,993.70	15,238,151.59						15,238,151.59	20,625,422.54								3,613,006.43	1,930,306.50		15,082,109.61	20,625,422.54
MDS Checks Issued	1,281,637.88	1,449,970.54			2,731,608.42		168,578.45		15,064,993.70	15,233,572.15						15,233,572.15	17,965,180.57								1,281,637.88	1,618,548.99		15,084,993.70	17,965,180.57
Advice to Debit Account	2,326,789.11	311,757.51		17,115.91	2,655,662.53	4,579.44				4,579.44						4,579.44	2,660,241.97								2,331,368.55	311,757.51		17,115.91	2,660,241.97
Notice of Transfer of Allocation (NTA)																													
MDS Checks Issued																													
Advice to Debit Account																													
Working Fund (NCA issued to BTR)																													
Tax Remittance Advices Issued (TRA)	461,214.06	52,017.17		1,488.34	514,719.57	1,362.51	6,940.43		1,047,990.36	1,056,293.30						1,056,293.30	1,571,012.87								462,576.57	58,957.60		1,049,478.70	1,571,012.87
Cash Disbursement Ceiling (CDC)																													
Non-Cash Availment Authority (NCAA)																													
Others (CDT, BTR Docs Stamp, etc.)																													

**Summary**

PARTICULARS	PREVIOUS REPORT	CURRENT MONTH	AS OF DATE
(1)	(2)	(3)	(4)
Total Disbursement Authorities Received			
NCA	69,956,000.00		69,956,000.00
Working Fund			
TRA	3,328,681.12	1,571,012.87	4,899,693.99
CDC			
NCAA			
Others (CDT, BTR Docs Stamp, etc.)			
Less: Notice of Transfer Allocations (NTA)* issued			
Total Disbursements Authorities Available	73,284,681.12	1,571,012.87	74,855,693.99
Less:			
Lapsed NCA		166,393.27	166,393.27
Disbursements	52,492,865.31	22,196,435.41	74,689,300.72
Balance of Disbursements Authorities as of to date	20,791,815.81	(20,791,815.81)	
Total Disbursements Program	149,857,000.00	26,492,000.00	176,349,000.00
Less: * Actual Disbursements	52,492,865.31	22,196,435.41	74,689,300.72
(Over)/Under spending-	97,364,134.69	4,295,564.59	101,659,699.28

Certified Correct:




Baldemor, Ana Sandrea

Agency Chief Accountant

Date: 06/Jul/2018

Approved By:



Orteza, Romales  
Head of Agency or Authorized Representative

Date: 10/Jul/2018

This report was generated using the Unified Reporting System on 10/07/2018 10:09