

**MONTHLY REPORT OF DISBURSEMENTS**  
For the month of July, 2018

| Department: Department of Science and Technology (DOST) |                     |            |          |            |              | Agency: Philippine Science High School |            |          |            |               |                                 | Operating Unit: Ilocos Region Campus |          |    |                  |              |                   |      |    |       |               |              |    |              |              |                  |    |  |
|---|---------------------|------------|----------|------------|--------------|--|------------|----------|------------|---------------|---------------------------------|--------------------------------------|----------|----|------------------|--------------|-------------------|------|----|-------|---------------|--------------|----|--------------|--------------|------------------|----|--|
| Organization Code (UACS): 190160900002                  |                     |            |          |            |              | Fund Cluster: 01 - Regular Agency Fund |            |          |            |               |                                 | Report Status: APPROVED              |          |    |                  |              |                   |      |    |       |               |              |    |              |              |                  |    |  |
| PARTICULARS   | CURRENT YEAR BUDGET |            |          |            |              | PRIOR YEAR'S ACCOUNTS PAYABLE          |            |          |            |               | CURRENT YEAR'S ACCOUNTS PAYABLE |                                      |          |    |                  | SUB-TOTAL    | TRUST LIABILITIES |      |    |       | REMARKS       |              |    |              |              |                  |    |  |
|   | PS                  | MOOE       | Fin. Exp | CO         | TOTAL        | PS                                     | MOOE       | Fin. Exp | CO         | Sub-Total     | PS                              | MOOE                                 | Fin. Exp | CO | Sub-Total        |              | PS                | MOOE | CO | TOTAL |               |              |    |              |              |                  |    |  |
| 1   | 2                   | 3          | 4        | 5          | 6=(2+3+4+5)  | 7                                      | 8          | 9        | 10         | 11=(7+8+9+10) | 12                              | 13                                   | 14       | 15 | 16=(12+13+14+15) | 17=(11+16)   | 18=(6+17)         | 19   | 20 | 21    | 22=(19+20+21) | 23           | 24 | 25           | 26           | 27=(23+24+25+26) | 28 |  |
| Notice of Cash Allocation (NCA)                         | 2,336,514.60        | 922,631.12 |          | 512,162.74 | 3,771,308.46 |  | 220,391.97 |          | 994,880.28 | 1,215,272.25  |                                 |                                      |          |    | 1,215,272.25     | 4,086,580.71 |                   |      |    |       | 2,336,514.60  | 1,143,023.09 |    | 1,507,043.02 | 4,986,580.71 |                  |    |  |
| MDS Checks Issued                                       | 406,958.17          | 731,673.06 |          | 491,906.26 | 1,630,537.49 |  |            |          | 661,530.80 | 661,530.80    |                                 |                                      |          |    | 661,530.80       | 2,292,068.29 |                   |      |    |       | 406,958.17    | 731,673.06   |    | 1,103,437.06 | 2,292,068.29 |                  |    |  |
| Advice to Debit Account                                 | 1,929,556.43        | 190,958.06 |          | 20,256.48  | 2,140,770.97 |  | 220,391.97 |          | 333,349.48 | 553,741.45    |                                 |                                      |          |    | 553,741.45       | 2,894,612.42 |                   |      |    |       | 1,929,556.43  | 411,350.03   |    | 303,605.96   | 2,694,512.42 |                  |    |  |
| Notice of Transfer of Allocation (NTA)                  |                     |            |          |            |              |  |            |          |            |               |                                 |                                      |          |    |                  |              |                   |      |    |       |               |              |    |              |              |                  |    |  |
| MDS Checks Issued                                       |                     |            |          |            |              |  |            |          |            |               |                                 |                                      |          |    |                  |              |                   |      |    |       |               |              |    |              |              |                  |    |  |
| Advice to Debit Account                                 |                     |            |          |            |              |  |            |          |            |               |                                 |                                      |          |    |                  |              |                   |      |    |       |               |              |    |              |              |                  |    |  |
| Working Fund (NCA Issued to BT)                         |                     |            |          |            |              |  |            |          |            |               |                                 |                                      |          |    |                  |              |                   |      |    |       |               |              |    |              |              |                  |    |  |
| Tax Remittance Advices Issued (TRA)                     | 360,602.99          | 42,536.65  |          | 27,587.26  | 430,727.10   |  | 13,732.54  |          | 19,128.92  | 32,861.48     |                                 |                                      |          |    | 32,861.48        | 483,588.56   |                   |      |    |       | 360,602.99    | 56,269.39    |    | 46,716.18    | 463,598.56   |                  |    |  |
| Cash Disbursement Ceiling (CDC)                         |                     |            |          |            |              |  |            |          |            |               |                                 |                                      |          |    |                  |              |                   |      |    |       |               |              |    |              |              |                  |    |  |
| Non-Cash Availment Authority (NCAA)                     |                     |            |          |            |              |  |            |          |            |               |                                 |                                      |          |    |                  |              |                   |      |    |       |               |              |    |              |              |                  |    |  |
| Others (COT, BT Docs Stamp, etc.)                       |                     |            |          |            |              |  |            |          |            |               |                                 |                                      |          |    |                  |              |                   |      |    |       |               |              |    |              |              |                  |    |  |

**Summary**

| PARTICULARS  | PREVIOUS REPORT | CURRENT MONTH | AS OF DATE     |
|--|-----------------|---------------|----------------|
| (1)  | (2)             | (3)           | (4)            |
| Total Disbursement Authorities Received            |                 |               |                |
| NCA  | 69,956,000.00   | 54,014,000.00 | 123,970,000.00 |
| Working Fund                                       |                 |               |                |
| TRA  | 4,899,693.99    | 463,586.56    | 5,363,282.55   |
| CDC  |                 |               |                |
| NCAA   |                 |               |                |
| Others (COT, BT Docs Stamp, etc.)                  |                 |               |                |
| Less: Notice of Transfer Allocations (NTA) Issued  |                 |               |                |
| Total Disbursements Authorities Available          | 74,855,693.99   | 54,477,586.56 | 129,333,282.55 |
| Less:  |                 |               |                |
| Lapsed NCA   | 166,393.27      |               | 166,393.27     |
| Disbursements                                      | 74,689,300.72   | 5,450,169.27  | 80,139,469.99  |
| Balance of Disbursements Authorities as of lo date |                 | 49,027,419.29 | 49,027,419.29  |
| Total Disbursements Program                        | 176,349,000.00  | 30,706,000.00 | 207,055,000.00 |
| Less: * Actual Disbursements                       | 74,689,300.72   | 5,450,169.27  | 80,139,469.99  |
| (Over)/Under spending-                             | 101,659,699.28  | 25,255,830.73 | 126,915,530.01 |


Certified Correct:

  
Baldemor, Ana Sandra

Agency Chief Accountant

Date: 08/Oct/2018

Approved By:

  
Orteza, Ronaldez  
Head of Agency or Authorized Representative  
Date: 09/Oct/2018

**MONTHLY REPORT OF DISBURSEMENTS**  
For the month of August, 2018

| Department: Department of Science and Technology (DOST) |                     |              |          |            |              | Agency: Philippine Science High School |      |          |               |               |                                 | Operating Unit: Ilocos Region Campus |          |    |                  |               |                   |      |    |       |               |              |    |            |               |                  |    |  |
|---|---------------------|--------------|----------|------------|--------------|--|------|----------|---------------|---------------|---------------------------------|--------------------------------------|----------|----|------------------|---------------|-------------------|------|----|-------|---------------|--------------|----|------------|---------------|------------------|----|--|
| Organization Code (UACS): 190160900002                  |                     |              |          |            |              | Fund Cluster: 01 - Regular Agency Fund |      |          |               |               |                                 | Report Status: APPROVED              |          |    |                  |               |                   |      |    |       |               |              |    |            |               |                  |    |  |
| PARTICULARS   | CURRENT YEAR BUDGET |              |          |            |              | PRIOR YEAR'S ACCOUNTS PAYABLE          |      |          |               |               | CURRENT YEAR'S ACCOUNTS PAYABLE |                                      |          |    |                  | SUB-TOTAL     | TRUST LIABILITIES |      |    |       | REMARKS       |              |    |            |               |                  |    |  |
|   | PS                  | MOOE         | Fin. Exp | CO         | TOTAL        | PS                                     | MOOE | Fin. Exp | CO            | Sub-Total     | PS                              | MOOE                                 | Fin. Exp | CO | Sub-Total        |               | PS                | MOOE | CO | TOTAL |               |              |    |            |               |                  |    |  |
| 1   | 2                   | 3            | 4        | 5          | 6=(2+3+4+5)  | 7                                      | 8    | 9        | 10            | 11=(7+8+9+10) | 12                              | 13                                   | 14       | 15 | 16=(12+13+14+15) | 17=(11+16)    | 18                | 19   | 20 | 21    | 22=(19+20+21) | 23           | 24 | 25         | 26            | 27=(23+24+25+26) | 28 |  |
| Notice of Cash Allocation (NCA)                         | 4,723,620.43        | 2,754,231.96 |          | 364,379.10 | 7,862,231.58 |  |      |          | 18,351,859.12 | 18,351,859.12 |                                 |                                      |          |    | 18,351,859.12    | 26,214,000.70 |                   |      |    |       | 4,723,620.43  | 2,754,231.96 |    | 364,379.10 | 18,736,238.31 | 26,214,000.70    |    |  |
| MDS Checks Issued                                       | 2,377,529.57        | 1,801,282.87 |          | 364,886.69 | 4,543,699.13 |  |      |          | 18,351,859.12 | 18,351,859.12 |                                 |                                      |          |    | 18,351,859.12    | 22,895,558.26 |                   |      |    |       | 2,377,529.57  | 1,801,282.87 |    | 364,886.69 | 18,716,745.81 | 22,895,558.26    |    |  |
| Advice to Debit Account                                 | 2,346,090.86        | 952,949.09   |          | 19,492.50  | 3,318,532.45 |  |      |          |               |               |                                 |                                      |          |    |                  | 3,318,532.45  |                   |      |    |       | 2,346,090.86  | 952,949.09   |    | 19,492.50  | 3,318,532.45  |                  |    |  |
| Notice of Transfer of Allocation (NTA)                  |                     |              |          |            |              |  |      |          |               |               |                                 |                                      |          |    |                  |               |                   |      |    |       |               |              |    |            |               |                  |    |  |
| MDS Checks Issued                                       |                     |              |          |            |              |  |      |          |               |               |                                 |                                      |          |    |                  |               |                   |      |    |       |               |              |    |            |               |                  |    |  |
| Advice to Debit Account                                 |                     |              |          |            |              |  |      |          |               |               |                                 |                                      |          |    |                  |               |                   |      |    |       |               |              |    |            |               |                  |    |  |
| Working Fund (NCA Issued to BT)                         |                     |              |          |            |              |  |      |          |               |               |                                 |                                      |          |    |                  |               |                   |      |    |       |               |              |    |            |               |                  |    |  |
| Tax Remittance Advices Issued (TRA)                     | 366,907.60          | 54,103.56    |          | 22,346.96  | 463,360.12   |  |      |          | 1,214,832.37  | 1,214,832.37  |                                 |                                      |          |    | 1,214,832.37     | 1,678,192.49  |                   |      |    |       | 366,907.60    | 54,103.56    |    | 22,346.96  | 1,237,181.33  | 1,678,192.49     |    |  |
| Cash Disbursement Ceiling (CDC)                         |                     |              |          |            |              |  |      |          |               |               |                                 |                                      |          |    |                  |               |                   |      |    |       |               |              |    |            |               |                  |    |  |
| Non-Cash Availment Authority (NCAA)                     |                     |              |          |            |              |  |      |          |               |               |                                 |                                      |          |    |                  |               |                   |      |    |       |               |              |    |            |               |                  |    |  |
| Others (CDT, BTI Docs Stamp, etc.)                      |                     |              |          |            |              |  |      |          |               |               |                                 |                                      |          |    |                  |               |                   |      |    |       |               |              |    |            |               |                  |    |  |

**Summary**

| PARTICULARS  | PREVIOUS REPORT | CURRENT MONTH   | AS OF DATE     |
|--|-----------------|-----------------|----------------|
| (1)  | (2)             | (3)             | (4)            |
| Total Disbursement Authorities Received            |                 |                 |                |
| NCA  | 123,970,000.00  |                 | 123,970,000.00 |
| Working Fund                                       |                 |                 |                |
| TRA  | 5,363,282.56    | 1,678,192.49    | 7,041,475.04   |
| CDC  |                 |                 |                |
| NCAA   |                 |                 |                |
| Others (CDT, BTI Docs Stamp, etc.)                 |                 |                 |                |
| Less: Notice of Transfer Allocations (NTA) Issued  |                 |                 |                |
| Total Disbursements Authorities Available          | 128,333,282.56  | 1,678,192.49    | 131,011,475.04 |
| Less:  |                 |                 |                |
| Lapsed NCA   | 166,393.27      |                 | 166,393.27     |
| Disbursements                                      | 80,139,469.99   | 27,892,283.19   | 108,031,753.18 |
| Balance of Disbursements Authorities as of to date | 48,027,419.29   | (26,214,090.70) | 22,813,328.59  |
| Total Disbursements Program                        | 207,055,000.00  | 16,890,000.00   | 223,945,000.00 |
| Less: * Actual Disbursements                       | 80,139,469.99   | 27,892,283.19   | 108,031,753.18 |
| (Over)/Under spending                              | 126,815,530.01  | (11,002,283.19) | 115,813,246.82 |


Certified Correct:

  
Baldemor, Ana Sandra

Agency Chief Accountant

Date: 08/Oct/2018

Approved By:

  
Orteza, Ronny  
Head of Agency or Authorized Representative  
Date: 09/Oct/2018

**MONTHLY REPORT OF DISBURSEMENTS  
For the month of September, 2018**

| Department: Department of Science and Technology (DOST) |                     |              |          |              |               |                               | Agency: Philippine Science High School |          |               |               |                                 |      |          | Operating Unit: Ilocos Region Campus |                  |               |                   |      |    |       |               |              |          |               |               |                  |    |
|---|---------------------|--------------|----------|--------------|---------------|-------------------------------|--|----------|---------------|---------------|---------------------------------|------|----------|--------------------------------------|------------------|---------------|-------------------|------|----|-------|---------------|--------------|----------|---------------|---------------|------------------|----|
| Organization Code (UACS): 190160900002                  |                     |              |          |              |               |                               | Fund Cluster: 01 - Regular Agency Fund |          |               |               |                                 |      |          | Report Status: APPROVED              |                  |               |                   |      |    |       |               |              |          |               |               |                  |    |
| PARTICULARS   | CURRENT YEAR BUDGET |              |          |              |               | PRIOR YEAR'S ACCOUNTS PAYABLE |  |          |               |               | CURRENT YEAR'S ACCOUNTS PAYABLE |      |          |                                      |                  | SUB-TOTAL     | TRUST LIABILITIES |      |    |       | GRAND TOTAL   |              |          |               | REMARKS       |                  |    |
|   | PS                  | MOOE         | Fin. Exp | CO           | TOTAL         | PS                            | MOOE                                   | Fin. Exp | CO            | Sub-Total     | PS                              | MOOE | Fin. Exp | CO                                   | Sub-Total        |               | PS                | MOOE | CO | TOTAL | PS            | MOOE         | Fin. Exp | CO            |               | TOTAL            |    |
| 1   | 2                   | 3            | 4        | 5            | 6=(2+3+4+5)   | 7                             | 8                                      | 9        | 10            | 11=(7+8+9+10) | 12                              | 13   | 14       | 15                                   | 16=(12+13+14+15) | 17=(11+16)    | 18=(6+17)         | 19   | 20 | 21    | 22=(19+20+21) | 23           | 24       | 25            | 26            | 27=(23+24+25+26) | 28 |
| Notice of Cash Allocation (NCA)                         | 3,797,329.69        | 3,763,930.11 |          | 2,796,049.18 | 10,357,308.98 |                               |  |          | 12,875,019.61 | 12,875,019.61 |                                 |      |          |                                      | 12,875,019.61    | 23,232,328.59 |                   |      |    |       | 3,797,329.69  | 3,763,930.11 |          | 15,071,068.79 | 23,232,328.59 |                  |    |
| MDS Checks Issued                                       | 1,319,388.69        | 2,237,329.63 |          | 2,784,781.37 | 6,341,499.69  |                               |  |          | 12,875,019.61 | 12,875,019.61 |                                 |      |          |                                      | 12,875,019.61    | 19,216,519.30 |                   |      |    |       | 1,319,388.69  | 2,237,329.63 |          | 15,059,800.96 | 19,216,519.30 |                  |    |
| Advice to Debit Account                                 |                     |              |          |              |               |                               |  |          |               |               |                                 |      |          |                                      |                  |               |                   |      |    |       |               |              |          |               |               |                  |    |
| Notice of Transfer of Allocation (NTA)                  | 2,477,941.00        | 1,526,600.48 |          | 11,267.81    | 4,015,809.29  |                               |  |          |               |               |                                 |      |          |                                      | 4,015,809.29     |               |                   |      |    |       | 2,477,941.00  | 1,526,600.48 |          | 11,267.81     | 4,015,809.29  |                  |    |
| MDS Checks Issued                                       |                     |              |          |              |               |                               |  |          |               |               |                                 |      |          |                                      |                  |               |                   |      |    |       |               |              |          |               |               |                  |    |
| Advice to Debit Account                                 |                     |              |          |              |               |                               |  |          |               |               |                                 |      |          |                                      |                  |               |                   |      |    |       |               |              |          |               |               |                  |    |
| Working Fund (NCA issued to BTr)                        |                     |              |          |              |               |                               |  |          |               |               |                                 |      |          |                                      |                  |               |                   |      |    |       |               |              |          |               |               |                  |    |
| Tax Remittance Advises Issued (TRA)                     | 466,543.62          | 59,961.12    |          | 158,629.57   | 665,134.31    |                               |  |          | 745,805.67    | 745,805.67    |                                 |      |          |                                      | 745,805.67       | 1,430,940.18  |                   |      |    |       | 466,543.62    | 59,961.12    |          | 904,426.44    | 1,430,940.18  |                  |    |
| Cash Disbursement Ceiling (CDC)                         |                     |              |          |              |               |                               |  |          |               |               |                                 |      |          |                                      |                  |               |                   |      |    |       |               |              |          |               |               |                  |    |
| Non-Cash Availment Authority (NCAA)                     |                     |              |          |              |               |                               |  |          |               |               |                                 |      |          |                                      |                  |               |                   |      |    |       |               |              |          |               |               |                  |    |
| Others (CDT, BTI Docs Stamp, etc.)                      |                     |              |          |              |               |                               |  |          |               |               |                                 |      |          |                                      |                  |               |                   |      |    |       |               |              |          |               |               |                  |    |

**Summary**

| PARTICULARS                                       | PREVIOUS REPORT | CURRENT MONTH   | AS OF DATE     |
|---|-----------------|-----------------|----------------|
| (1)   | (2)             | (3)             | (4)            |
| Total Disbursement Authorities Received           |                 |                 |                |
| NCA   | 123,970,000.00  |                 | 123,970,000.00 |
| Working Fund                                      |                 |                 |                |
| TRA   | 7,041,475.04    | 1,430,940.18    | 8,472,415.22   |
| CDC   |                 |                 |                |
| NCAA  |                 |                 |                |
| Others (CDT, BTI Docs Stamp, etc.)                |                 | 419,000.00      | 419,000.00     |
| Less: Notice of Transfer Allocations (NTA) issued |                 |                 |                |
| Total Disbursements Authorities Available         | 131,011,475.04  | 1,849,940.18    | 132,861,415.22 |
| Less  |                 |                 |                |
| Lapsed NCA  | 166,393.27      |                 | 166,393.27     |
| Disbursements                                     | 108,031,753.18  | 24,683,268.77   | 132,695,021.95 |
| Balance of Disbursements Authorities as of date   | 22,813,328.59   | (22,813,328.59) |                |
| Total Disbursements Program                       | 223,945,000.00  | 23,280,000.00   | 247,225,000.00 |
| Less: Actual Disbursements                        | 108,031,753.18  | 24,683,268.77   | 132,695,021.95 |
| (Over)/Under spending-                            | 115,913,246.82  | (1,393,268.77)  | 114,529,978.05 |

Certified Correct:




Baldemor, Ana Sandra

Agency Chief Accountant

Date: 08/Oct/2018

Approved By:



Orteza, Ronalee  
Head of Agency or Authorized Representative

Date: 09/Oct/2018