




**MONTHLY REPORT OF DISBURSEMENTS**  
For the month of **DEC, 2019**

Department : DEPARTMENT OF SCIENCE AND TECHNOLOGY  
 Agency/Entity : PHILIPPINE SCIENCE HIGH SCHOOL  
 Operating Unit : ILOCOS REGION CAMPUS  
 Organization Code (UACS) : 19-016-08-0000 2  
 Fund Cluster : 01

Particulars	Current Year Budget					Prior Year's Budget										SUB-TOTAL	Trust Liabilities				Grand Total					Remarks		
	PS	MOOE	FinEx	CO	TOTAL	Prior Year's Accounts Payable					Current Year's Accounts						P	MOOE	C	TOTAL	PS	MOOE	FinEx	CO	TOTAL			
	2	3	4	5	6= (2+3+4+5)	7	8	9	10	11= (7+8+9+10)	12	13	14	15	16= (12+13+14+15)		17=(11+16)	18=(17)	19	20	21	22=(19+20+21)	23	24	25		26	27=(23+24+25+26)
<b>CASH DISBURSEMENTS</b>																												
Notice of Cash Allocation (NCA)	8,781,605.68	5,769,547.26	-	1,817,733.26	16,368,886.20	-	255,929.00	-	30,119,061.83	30,374,990.83	-	-	-	-	30,374,990.83	46,743,877.03	-	-	-	-	-	8,781,605.68	6,025,476.26	-	31,936,795.09	46,743,877.03		
MDS Checks	2,154,614.15	2,661,099.52	-	1,497,794.92	6,313,508.59	-	255,929.00	-	20,589,355.76	20,845,284.76	-	-	-	-	20,845,284.76	27,158,793.35	-	-	-	-	-	2,154,614.15	2,917,028.52	-	22,087,150.68	27,158,793.35		
Advice to Debit Account	6,626,991.53	3,108,447.74	-	319,938.34	10,055,377.61	-	-	-	9,529,706.07	9,529,706.07	-	-	-	-	9,529,706.07	19,585,083.68	-	-	-	-	-	6,626,991.53	3,108,447.74	-	9,849,644.41	19,585,083.68		
Notice of Transfer Allocations (NTA)	-	596,497.80	-	-	596,497.80	-	-	-	-	-	-	-	-	-	-	596,497.80	-	-	-	-	-	-	596,497.80	-	-	596,497.80		
MDS Checks	-	-	-	-	-	-	-	-	-	-	-	-	-	-	-	-	-	-	-	-	-	-	-	-	-	-		
Advice to Debit Account	-	596,497.80	-	-	596,497.80	-	-	-	-	-	-	-	-	-	-	596,497.80	-	-	-	-	-	-	596,497.80	-	-	596,497.80		
Working Fund For FAPs	-	-	-	-	-	-	-	-	-	-	-	-	-	-	-	-	-	-	-	-	-	-	-	-	-	-		
Cash Disbursement Ceiling (CDC)	-	-	-	-	-	-	-	-	-	-	-	-	-	-	-	-	-	-	-	-	-	-	-	-	-	-		
<b>TOTAL CASH DISBURSEMENTS</b>	<b>8,781,605.68</b>	<b>6,366,045.06</b>	<b>-</b>	<b>1,817,733.26</b>	<b>16,965,384.00</b>	<b>-</b>	<b>255,929.00</b>	<b>-</b>	<b>30,119,061.83</b>	<b>30,374,990.83</b>	<b>-</b>	<b>-</b>	<b>-</b>	<b>-</b>	<b>30,374,990.83</b>	<b>47,340,374.83</b>	<b>-</b>	<b>-</b>	<b>-</b>	<b>-</b>	<b>-</b>	<b>8,781,605.68</b>	<b>6,621,974.06</b>	<b>-</b>	<b>31,936,795.09</b>	<b>47,340,374.83</b>		
<b>NON-CASH DISBURSEMENTS</b>																												
Tax Remittance Advances Issued (TRA)	574,089.51	107,080.54	-	115,709.51	796,879.56	-	-	-	2,074,258.03	2,074,258.03	-	-	-	-	2,074,258.03	2,871,137.59	-	-	-	-	-	574,089.51	107,080.54	-	2,189,967.54	2,871,137.59		
Non-Cash Availment Authority (NCAA)	-	-	-	-	-	-	-	-	-	-	-	-	-	-	-	-	-	-	-	-	-	-	-	-	-	-	-	
Disbursements effected through outright deductions from claims (please specify...)	-	-	-	-	-	-	-	-	-	-	-	-	-	-	-	-	-	-	-	-	-	-	-	-	-	-	-	
Overpayment of expenses (e.g., personnel benefits)	-	-	-	-	-	-	-	-	-	-	-	-	-	-	-	-	-	-	-	-	-	-	-	-	-	-	-	
Restitution for loss of government property	-	-	-	-	-	-	-	-	-	-	-	-	-	-	-	-	-	-	-	-	-	-	-	-	-	-	-	
Liquidated damages and similar claims	-	-	-	-	-	-	-	-	-	-	-	-	-	-	-	-	-	-	-	-	-	-	-	-	-	-	-	
Others (TEF, BTr Documentary Stamp Tax, etc.)	-	-	-	-	-	-	-	-	-	-	-	-	-	-	-	-	-	-	-	-	-	-	-	-	-	-	-	
<b>TOTAL NON-CASH DISBURSEMENTS</b>	<b>574,089.51</b>	<b>107,080.54</b>	<b>-</b>	<b>115,709.51</b>	<b>796,879.56</b>	<b>-</b>	<b>-</b>	<b>-</b>	<b>2,074,258.03</b>	<b>2,074,258.03</b>	<b>-</b>	<b>-</b>	<b>-</b>	<b>-</b>	<b>2,074,258.03</b>	<b>2,871,137.59</b>	<b>-</b>	<b>-</b>	<b>-</b>	<b>-</b>	<b>-</b>	<b>574,089.51</b>	<b>107,080.54</b>	<b>-</b>	<b>2,189,967.54</b>	<b>2,871,137.59</b>		
<b>GRAND TOTAL</b>	<b>9,355,695.19</b>	<b>6,473,125.60</b>	<b>-</b>	<b>1,933,442.77</b>	<b>17,762,263.56</b>	<b>-</b>	<b>255,929.00</b>	<b>-</b>	<b>32,193,319.86</b>	<b>32,449,248.86</b>	<b>-</b>	<b>-</b>	<b>-</b>	<b>-</b>	<b>32,449,248.86</b>	<b>50,211,512.42</b>	<b>-</b>	<b>-</b>	<b>-</b>	<b>-</b>	<b>-</b>	<b>9,355,695.19</b>	<b>6,729,054.60</b>	<b>-</b>	<b>34,126,762.63</b>	<b>50,211,512.42</b>		

SUMMARY:	Previous Report			This month			As at Date			Total Disbursements Program	Previous Report			This month			As at Date											
Total Disbursement Authorities Received																												
NCA		149,978,995.00		28,355,928.00		178,334,923.00					226,238,000.00		22,060,000.00		248,298,000.00													
NTA		5,475,000.00		596,497.80		6,071,497.80					(146,553,536.98)		(50,211,512.42)		(196,765,049.40)													
Working Fund		-		-		-																						
TRA		9,717,098.74		2,871,137.59		12,588,236.33																						
CDC		-		-		-																						
NCAA		-		-		-																						
Less: Notice of Transfer of Allocations (NTA)* issued																												
<b>Total Disbursement Authorities Available</b>		<b>165,171,093.74</b>		<b>31,823,563.39</b>		<b>196,994,657.13</b>																						
Less: Lapsed NCA		(326,575.80)		(26,790.00)		(353,365.80)																						
Disbursements **		(146,553,536.98)		(50,211,512.42)		(196,765,049.40)																						
Less: Other Non-Cash Disbursements																												
Disbursements effected through outright deductions from claims																												
Overpayment of expenses (e.g., personnel benefits)																												
Restitution for loss of government property																												
Liquidated damages and similar claims																												
Others (e.g., TEF, BTr Docs Stamp, etc.)																												
<b>Add/Less: Adjustments (e.g., cancelled/staled checks)</b>		<b>123,758.07</b>		<b>123,758.07</b>		<b>123,758.07</b>																						
<b>Balance of Disbursement Authorities as at date</b>		<b>18,414,739.03</b>		<b>- 18,414,739.03</b>		<b>0.00</b>																						

Notes: \* The use of NTA is discouraged  
 \*\* Amounts should tally with the grand total disbursements (Column 27).

<p>Certified Correct:</p> <p></p> <p><b>ANA SANDRA P. BALDEMOR</b> Agency Chief Accountant</p> <p>Date: _____</p>	<p>Recommending Approval By:</p> <p></p> <p><b>ATTY. JANICE RIALUBIN-TAPUCOL</b> Chief, Finance and Administrative Division</p> <p>Date: _____</p>	<p>Approved By:</p> <p></p> <p><b>DR. RONNARCEL A. ORTEZA</b> Agency/Entity Head or Authorized Representative</p> <p>Date: _____</p>
----------------------------------------------------------------------------------------------------------------------------------------------------------------------------------------------------------	------------------------------------------------------------------------------------------------------------------------------------------------------------------------------------------------------------------------------------------	-------------------------------------------------------------------------------------------------------------------------------------------------------------------------------------------------------------------------------


**MONTHLY REPORT OF DISBURSEMENTS**  
For the month of **NOV, 2019**

Department : **DEPARTMENT OF SCIENCE AND TECHNOLOGY**  
 Agency/Entity : **PHILIPPINE SCIENCE HIGH SCHOOL**  
 Operating Unit : **ILOCOS REGION CAMPUS**  
 Organization Code (UACS) : **19-018-08-0000 2**  
 Fund Cluster : **01**

Particulars	Current Year Budget					Prior Year's Budget											SUB-TOTAL	Trust Liabilities				Grand Total				Remarks	
	PS	MOOE	FinEx	CO	TOTAL	Prior Year's Accounts Payable			Sub-Total			Current Year's Accounts						TOTAL	P	MOOE	O	C	TOTAL	PS	MOOE		FinEx
1	2	3	4	5	6(a+b+c+d+e)	7	8	9	10	11(a+b+c+d+e)	12	13	14	15	16(17+18+19+20+21)	17(18+19)	18(a+b+c)	19	20	21	22(19+20+21)	23	24	25	26	27(23+24+25+26)	28
<b>CASH DISBURSEMENTS</b>																											
Notice of Cash Allocation (NCA)	8,101,258.83	4,527,167.60	-	24,779.25	12,653,205.68	-	-	-	1,746,287.35	1,746,287.35	-	-	-	-	-	1,746,287.35	14,399,493.03	-	-	-	-	8,101,258.83	4,527,167.60	-	1,771,066.00	14,399,493.03	
MDS Checks	1,077,052.07	2,163,305.59	-	-	3,240,357.66	-	-	-	-	-	-	-	-	-	-	-	3,240,357.66	-	-	-	-	1,077,052.07	2,163,305.59	-	-	3,240,357.66	
Advice to Debit Account	7,024,206.76	2,363,862.01	-	24,779.25	9,412,848.02	-	-	-	1,746,287.35	1,746,287.35	-	-	-	-	-	1,746,287.35	11,159,135.37	-	-	-	-	7,024,206.76	2,363,862.01	-	1,771,066.00	11,159,135.37	
Notice of Transfer Allocations (NTA)	-	-	-	-	-	-	-	-	-	-	-	-	-	-	-	-	-	-	-	-	-	-	-	-	-	-	
MDS Checks	-	-	-	-	-	-	-	-	-	-	-	-	-	-	-	-	-	-	-	-	-	-	-	-	-	-	
Advice to Debit Account	-	-	-	-	-	-	-	-	-	-	-	-	-	-	-	-	-	-	-	-	-	-	-	-	-	-	
Working Fund For FAPs	-	-	-	-	-	-	-	-	-	-	-	-	-	-	-	-	-	-	-	-	-	-	-	-	-	-	
Cash Disbursement Ceiling (CDC)	-	-	-	-	-	-	-	-	-	-	-	-	-	-	-	-	-	-	-	-	-	-	-	-	-	-	
<b>TOTAL CASH DISBURSEMENTS</b>	<b>8,101,258.83</b>	<b>4,527,167.60</b>	<b>-</b>	<b>24,779.25</b>	<b>12,653,205.68</b>	<b>-</b>	<b>-</b>	<b>-</b>	<b>1,746,287.35</b>	<b>1,746,287.35</b>	<b>-</b>	<b>-</b>	<b>-</b>	<b>-</b>	<b>-</b>	<b>1,746,287.35</b>	<b>14,399,493.03</b>	<b>-</b>	<b>-</b>	<b>-</b>	<b>-</b>	<b>8,101,258.83</b>	<b>4,527,167.60</b>	<b>-</b>	<b>1,771,066.00</b>	<b>14,399,493.03</b>	
<b>NON-CASH DISBURSEMENTS</b>																											
Tax Remittance Advices Issued (TRA)	635,727.29	9,346.09	-	1,304.17	646,377.55	-	-	-	116,419.16	116,419.16	-	-	-	-	-	116,419.16	762,796.71	-	-	-	-	635,727.29	9,346.09	-	117,723.33	762,796.71	
Non-Cash Availment Authority (NCAA)	-	-	-	-	-	-	-	-	-	-	-	-	-	-	-	-	-	-	-	-	-	-	-	-	-	-	
Disbursements effected through outright deductions from claims (please specify...)	-	-	-	-	-	-	-	-	-	-	-	-	-	-	-	-	-	-	-	-	-	-	-	-	-	-	
Overpayment of expenses (e.g., personnel benefits)	-	-	-	-	-	-	-	-	-	-	-	-	-	-	-	-	-	-	-	-	-	-	-	-	-	-	
Restitution for loss of government property	-	-	-	-	-	-	-	-	-	-	-	-	-	-	-	-	-	-	-	-	-	-	-	-	-	-	
Liquidated damages and similar claims	-	-	-	-	-	-	-	-	-	-	-	-	-	-	-	-	-	-	-	-	-	-	-	-	-	-	
Others (TEF, BTY Documentary Stamp Tax, etc.)	-	-	-	-	-	-	-	-	-	-	-	-	-	-	-	-	-	-	-	-	-	-	-	-	-	-	
<b>TOTAL NON-CASH DISBURSEMENTS</b>	<b>635,727.29</b>	<b>9,346.09</b>	<b>-</b>	<b>1,304.17</b>	<b>646,377.55</b>	<b>-</b>	<b>-</b>	<b>-</b>	<b>116,419.16</b>	<b>116,419.16</b>	<b>-</b>	<b>-</b>	<b>-</b>	<b>-</b>	<b>-</b>	<b>116,419.16</b>	<b>762,796.71</b>	<b>-</b>	<b>-</b>	<b>-</b>	<b>-</b>	<b>635,727.29</b>	<b>9,346.09</b>	<b>-</b>	<b>117,723.33</b>	<b>762,796.71</b>	
<b>GRAND TOTAL</b>	<b>8,736,986.12</b>	<b>4,536,513.69</b>	<b>-</b>	<b>26,083.42</b>	<b>13,299,583.23</b>	<b>-</b>	<b>-</b>	<b>-</b>	<b>1,862,706.51</b>	<b>1,862,706.51</b>	<b>-</b>	<b>-</b>	<b>-</b>	<b>-</b>	<b>-</b>	<b>1,862,706.51</b>	<b>15,162,289.74</b>	<b>-</b>	<b>-</b>	<b>-</b>	<b>-</b>	<b>8,736,986.12</b>	<b>4,536,513.69</b>	<b>-</b>	<b>1,888,789.33</b>	<b>15,162,289.74</b>	

SUMMARY:	Previous Report			This month			As at Date			Previous Report			This month			As at Date											
<b>Total Disbursement Authorities Received</b>																											
NCA		117,164,995.00			32,814,000.00			149,978,995.00						203,798,000.00			22,440,000.00									226,238,000.00	
NTA		5,475,000.00			-			5,475,000.00						(131,391,247.24)			(15,162,289.74)									(146,553,536.98)	
Working Fund		-			-			-																			
TRA		8,954,302.03			762,796.71			9,717,098.74						(Over)/Under spending			72,406,752.76									79,684,463.8	
CDC		-			-			-																			
NCAA		-			-			-																			
<b>Less: Notice of Transfer of Allocations (NTA)* issued</b>																											
<b>Total Disbursement Authorities Available</b>		131,594,297.03			33,576,796.71			165,171,093.74																			
<b>Less:</b>																											
Lapsed NCA Disbursements **		(326,575.80)			(326,575.80)			(326,575.80)																			
<b>Less: Other Non-Cash Disbursements</b>		(131,391,247.24)			(15,162,289.74)			(146,553,536.98)																			
Disbursements effected through outright deductions from claims																											
Overpayment of expenses (e.g., personnel benefits)																											
Restitution for loss of government property																											
Liquidated damages and similar claims																											
Others (e.g., TEF, BTY Docs Stamp, etc.)		123,758.07			123,758.07			123,758.07																			
<b>Add/Less: Adjustments (e.g., cancelled/staled checks)</b>																											
<b>Balance of Disbursement Authorities as at date</b>		<b>232.06</b>			<b>18,414,506.97</b>			<b>18,414,739.03</b>																			

Notes: \* The use of NTA is discouraged  
 \*\* Amounts should tally with the grand total disbursements (column 27).

Certified Correct:  <b>ANA SANDREA P. BALDEMOR</b> Agency Chief Accountant Date: <u>12/19</u>	Recommending Approval By:  <b>ATTY. JAIME M. DUBIN-TAPUCOL</b> Chief, Finance and Administrative Division Date: <u>12/19</u>	Approved By:  <b>DR. RONNALEEN N. ORTEZA</b> Agency/Entity Head or Authorized Representative Date: <u>12/19</u>
---------------------------------------------------------------------------------------------------------------------------------------------------------------------------------------------	----------------------------------------------------------------------------------------------------------------------------------------------------------------------------------------------------------------------------	-----------------------------------------------------------------------------------------------------------------------------------------------------------------------------------------------------------------




**MONTHLY REPORT OF DISBURSEMENTS**  
For the month of OCT, 2019

Department : DEPARTMENT OF SCIENCE AND TECHNOLOGY  
 Agency/Entity : PHILIPPINE SCIENCE HIGH SCHOOL  
 Operating Unit : ILOCOS REGION CAMPUS  
 Organization Code (UACS) : 19-016-08-0000 2  
 Fund Cluster : 01

Particulars	Current Year Budget					Prior Year's Budget										SUB-TOTAL	Trust Liabilities				Grand Total				Remarks			
	PS	MOOE	FinEx	CO	TOTAL	Prior Year's Accounts Payable			Current Year's Accounts				TOTAL	P	MOOE		C	TOTAL	PS	MOOE	FinEx	CO	TOTAL					
	2	3	4	5	6 (2+3+4+5)	7	8	9	10	11 (7+8+9)	12	13	14	15	16 (12+13+14+15)		17 (11+16)	18 (19+20)	19	20	21	22 (19+20+21)	23	24		25	26	27 (23+24+25+26)
<b>CASH DISBURSEMENTS</b>																												
<b>Notice of Cash Allocation (NCA)</b>	3,035,252.82	3,538,482.39	-	2,432,861.80	9,006,597.01	30,061.32	8,329.07	-	1,139,209.43	1,177,599.82	-	-	-	-	1,177,599.82	10,184,196.83	-	-	-	-	3,065,314.14	3,546,811.46	-	-	3,572,071.23	10,184,196.83		
MDS Checks	85,574.47	1,482,366.48	-	2,381,449.00	3,949,389.95	-	8,329.07	-	1,139,209.43	1,147,538.50	-	-	-	-	1,147,538.50	5,096,928.45	-	-	-	-	85,574.47	1,490,695.55	-	-	3,520,658.43	5,096,928.45		
Advice to Debit Account	2,949,678.35	2,056,115.91	-	51,412.80	5,057,207.06	30,061.32	-	-	-	30,061.32	-	-	-	-	30,061.32	5,087,268.38	-	-	-	-	2,979,739.67	2,056,115.91	-	-	51,412.80	5,087,268.38		
<b>Notice of Transfer Allocations (NTA)</b>	-	284,800.00	-	-	284,800.00	-	-	-	-	-	-	-	-	-	-	284,800.00	-	-	-	-	-	284,800.00	-	-	-	284,800.00		
MDS Checks	-	-	-	-	-	-	-	-	-	-	-	-	-	-	-	-	-	-	-	-	-	-	-	-	-	-		
Advice to Debit Account	-	284,800.00	-	-	284,800.00	-	-	-	-	-	-	-	-	-	-	284,800.00	-	-	-	-	-	284,800.00	-	-	-	284,800.00		
Working Fund For FAPs	-	-	-	-	-	-	-	-	-	-	-	-	-	-	-	-	-	-	-	-	-	-	-	-	-	-		
Cash Disbursement Ceiling (CDC)	-	-	-	-	-	-	-	-	-	-	-	-	-	-	-	-	-	-	-	-	-	-	-	-	-	-		
<b>TOTAL CASH DISBURSEMENTS</b>	<b>3,035,252.82</b>	<b>3,823,282.39</b>	<b>-</b>	<b>2,432,861.80</b>	<b>9,291,397.01</b>	<b>30,061.32</b>	<b>8,329.07</b>	<b>-</b>	<b>1,139,209.43</b>	<b>1,177,599.82</b>	<b>-</b>	<b>-</b>	<b>-</b>	<b>-</b>	<b>1,177,599.82</b>	<b>10,468,996.83</b>	<b>-</b>	<b>-</b>	<b>-</b>	<b>-</b>	<b>3,065,314.14</b>	<b>3,831,611.46</b>	<b>-</b>	<b>-</b>	<b>3,572,071.23</b>	<b>10,468,996.83</b>		
<b>NON-CASH DISBURSEMENTS</b>																												
Tax Remittance Advices Issued (TRA)	629,089.01	33,295.57	-	137,504.93	799,889.51	-	-	-	17,164.39	17,164.39	-	-	-	-	17,164.39	817,053.90	-	-	-	-	629,089.01	33,295.57	-	-	154,669.32	817,053.90		
Non-Cash Availment Authority (NCAA)	-	-	-	-	-	-	-	-	-	-	-	-	-	-	-	-	-	-	-	-	-	-	-	-	-	-		
Disbursements effected through outright deductions from claims (please specify...)	-	-	-	-	-	-	-	-	-	-	-	-	-	-	-	-	-	-	-	-	-	-	-	-	-	-		
Overpayment of expenses (e.g., personnel benefits)	-	-	-	-	-	-	-	-	-	-	-	-	-	-	-	-	-	-	-	-	-	-	-	-	-	-		
Restitution for loss of government property	-	-	-	-	-	-	-	-	-	-	-	-	-	-	-	-	-	-	-	-	-	-	-	-	-	-		
Liquidated damages and similar claims	-	-	-	-	-	-	-	-	-	-	-	-	-	-	-	-	-	-	-	-	-	-	-	-	-	-		
Others (TEF, BTr Documentary Stamp Tax, etc.)	-	-	-	-	-	-	-	-	-	-	-	-	-	-	-	-	-	-	-	-	-	-	-	-	-	-		
<b>TOTAL NON-CASH DISBURSEMENTS</b>	<b>629,089.01</b>	<b>33,295.57</b>	<b>-</b>	<b>137,504.93</b>	<b>799,889.51</b>	<b>-</b>	<b>-</b>	<b>-</b>	<b>17,164.39</b>	<b>17,164.39</b>	<b>-</b>	<b>-</b>	<b>-</b>	<b>-</b>	<b>17,164.39</b>	<b>817,053.90</b>	<b>-</b>	<b>-</b>	<b>-</b>	<b>-</b>	<b>629,089.01</b>	<b>33,295.57</b>	<b>-</b>	<b>-</b>	<b>154,669.32</b>	<b>817,053.90</b>		
<b>GRAND TOTAL</b>	<b>3,664,341.83</b>	<b>3,856,577.96</b>	<b>-</b>	<b>2,570,366.73</b>	<b>10,091,286.52</b>	<b>30,061.32</b>	<b>8,329.07</b>	<b>-</b>	<b>1,156,373.82</b>	<b>1,194,764.21</b>	<b>-</b>	<b>-</b>	<b>-</b>	<b>-</b>	<b>1,194,764.21</b>	<b>11,286,050.73</b>	<b>-</b>	<b>-</b>	<b>-</b>	<b>-</b>	<b>3,694,403.15</b>	<b>3,864,907.03</b>	<b>-</b>	<b>-</b>	<b>3,726,740.55</b>	<b>11,286,050.73</b>		

SUMMARY:	Previous Report			This month			As at Date			Previous Report			This month			As at Date												
	PS	MOOE	FinEx	CO	TOTAL	PS	MOOE	FinEx	CO	TOTAL	PS	MOOE	FinEx	CO	TOTAL	PS	MOOE	FinEx	CO	TOTAL								
<b>Total Disbursement Authorities Received</b>																												
NCA		106,653,995.00			10,511,000.00					117,164,995.00					187,836,000.00					203,798,000.00								
NTA		5,190,200.00			284,800.00					5,475,000.00					(120,105,196.51)					(11,286,050.73)								
Working Fund		-			-					-																		
TRA		8,137,248.13			817,053.90					8,954,302.03																		
CDC		-			-					-																		
NCAA		-			-					-																		
<b>Less: Notice of Transfer of Allocations (NTA)* issued</b>		119,981,443.13			11,612,853.90					131,594,297.03																		
<b>Less:</b>																												
Lapsed NCA		(4.69)			(326,571.11)					(326,575.80)																		
Disbursements **		(120,105,196.51)			(11,286,050.73)					(131,391,247.24)																		
<b>Less: Other Non-Cash Disbursements</b>																												
Disbursements effected through outright deductions from claims																												
Overpayment of expenses (e.g., personnel benefits)																												
Restitution for loss of government property																												
Liquidated damages and similar claims																												
Others (e.g., TEF, BTr Docs Stamp, etc.)																												
<b>Add/Less: Adjustments (e.g., cancelled/staled checks)</b>		123,758.07			-					123,758.07																		
<b>Balance of Disbursement Authorities as at date</b>		<b>0.00</b>			<b>232.06</b>					<b>232.06</b>																		

Notes: \* The use of NTA is discouraged  
 \*\* Amounts should tally with the grand total disbursements (column 27).

Certified by:  <b>ANA SANDREA P. BALDEMOR</b> Agency Chief Accountant Date: <u>11/14/19</u>	Recommending Approval By:  <b>ATTY. JANICE RIAL BIN TAPUCOL</b> Chief, Finance and Administrative Division Date: _____	Approved By:  <b>DR. RONNALDE N. ORTEZA</b> Agency/Entity Head or Authorized Representative Date: _____
----------------------------------------------------------------------------------------------------------------------------------------------------------------------------------------	-------------------------------------------------------------------------------------------------------------------------------------------------------------------------------------------------------------------	------------------------------------------------------------------------------------------------------------------------------------------------------------------------------------------------------