




QUARTERLY PHYSICAL REPORT OF OPERATION
As of June 30, 2022

Department : Department of Science and Technology (DOST)
Agency : Philippine Science High School System
Operating Unit : Ilocos Region Campus
Organization Code (UACS) : 19 016 0900002

| Particulars | UACS CODE | Physical Target (Budget Year) | | | | | Physical Accomplishment (Budget Year) | | | | | Variance | Remarks |
|--|-----------------|-------------------------------|-------------|-----------------|-------------|-----------------|---------------------------------------|--------------|-------------|-------------|--------|----------|---|
| | | 1st Quarter | 2nd Quarter | 3rd Quarter | 4th Quarter | Total | 1st Quarter | 2nd Quarter | 3rd Quarter | 4th Quarter | Total | | |
| 1 | 2 | 3 | 4 | 5 | 6 | 7 | 8 | 9 | 10 | 11 | 12 | 13 | 14 |
| SCIENCE, TECHNOLOGY, ENGINEERING AND MATHEMATICS | 310100000000000 | | | | | | | | | | | | |
| OO : Increased competitiveness of Filipinos in Science and Engineering | | | | | | | | | | | | | |
| Outcome Indicators | | | | | | | | | | | | | |
| 1. Percentage of PSHS graduates pursuing STEM courses | | | | 90% | | 90% | | 98.84% | | | 98.84% | 8.84% | 85/86 |
| 2. Percentage of winnings/awards/recognition from the total number of STEM-related international (ASEAN Included) competitions participated by the PSHS Scholars | | | | | 80% | 80% | 100% (2/2) | 100% (2/2) | | | 100% | 20% | 4/4 STEM-related international competitions |
| 3. Percentile of PSHS students in Math in the US-based Scholastic Aptitude Test (SAT) | | | | 80th percentile | | 80th percentile | | | | | | | |
| Output Indicators | | | | | | | | | | | | | |
| 1. Number of scholars supported | | | | 619 | | 619 | 585 | 585 | | | 585 | (34) | Grade 7-120, Grade 8-115, Grade 9-90, Grade 10-89, Grade 11-85, Grade 12-86 |
| 2. Cohort survival rate: Percentage of scholars who advance to the succeeding grade level until they complete the 6-year scholarship period | | | | 90% | | 90% | | 94.44% | | | 94.44% | 4.44% | 85/90 scholars |
| 3. Percentage of winnings, awards and recognition from total number of national and international competitions participated | | | | | 80% | 80% | 71.43% (5/7) | 77.78% (7/9) | | | 75.00% | -5.00% | 12/16 national and international competitions |
| 4. Rank of the campuses based on the overall UPCAT scores of the PSHS student-takers | | | | Top 20 | | Top 20 | | | | | | | UPCA - 84/86 Passers 96.67% |
| SCIENCE, TECHNOLOGY, ENGINEERING AND MATHEMATICS | 310200000000000 | | | | | | | | | | | | |
| OO : Increased competitiveness of Filipinos in Science and Engineering | | | | | | | | | | | | | |
| Outcome Indicator | | | | | | | | | | | | | |
| 1. Percentage of municipalities with applicants to the National Competitive Examination (NCE) | | | | | 30% | 30% | | 60% | | | 60% | 30% | 75/125 municipalities |
| Output Indicators | | | | | | | | | | | | | |
| 1. Number of municipality recipients of promotional activities | | | | | 50 | 50 | 32 | 125 | | | 125 | 75 | 125/125 municipalities |
| 2. Percentage of freshmen who were able to get a General Weighted Average (GWA) of 2.5 or better in the second quarter of the school year | | | 90% | | | 90% | | 95.83% | | | 95.83% | 5.83% | 115/120 freshmen |

Prepared By:

ROMULO A BAGACINA JR.
Planning Officer Designate
2022-07-19 09:22:15

In coordination with:

JOSHUA E. GO
Budget Officer II
2022-07-19 09:22:15

Approved By:

RONNALEEN ORTEZA, PH.D.
Campus Director
2022-07-19 09:30:15