




QUARTERLY PHYSICAL REPORT OF OPERATION
As of December 31, 2023

Department : Department of Science and Technology (DOST)
 Agency/Entity : Philippine Science High School
 Operating Unit : Ilocos Region Campus
 Organization Code (UACS) : 19 016 0900002

Particulars	UACS CODE	Physical Target (Budget Year)					Physical Accomplishment (Budget Year)					Variance as of December 31, 2023	Remarks
		1st Quarter	2nd Quarter	3rd Quarter	4th Quarter	Total	1st Quarter	2nd Quarter	3rd Quarter	4th Quarter	Total		
1	2	3	4	5	6	7	8	9	10	11	12	13	14
SCIENCE, TECHNOLOGY, ENGINEERING AND MATHEMATICS (STEM) SECONDARY EDUCATION ON SCHOLARSHIP BASIS PROGRAM OO : Increased competitiveness of Filipinos in Science and Engineering Outcome Indicators	3101000000000000												
1. Percentage of PSHSS graduates pursuing STEM courses				90%		90%	-	100%	98.82%	97.65%	97.65%	7.65%	83/85 graduates
2. Percentage of winnings/awards/recognition from the total number of STEM-related international (ASEAN included) competitions participated by the PSHSS Scholars					80%	80%	-	285.71%	775%	1,400%	794.12%	714.12%	135 winnings/awards/recognition out of 17 international competitions
3. Percentile of PSHSS students in Math in the US-based Scholastic Aptitude Test (SAT)					80th percentile	80th percentile	-	-	-	88.70%	88.70%	8.70%	10 student takers
Output Indicators													
1. Number of scholars supported				619		619	614	612	643	643	643	24	
2. Cohort survival rate: Percentage of scholars who advance to the succeeding grade level until they complete the 6-year scholarship period				90%		90%	-	91.11%	-	-	91.11%	1.11%	82 out of 90
3. Percentage of winnings, awards and recognition from total number of national and international competitions participated					80%	80%	50%	281.82%	200%	100%	211.76%	131.76%	36 winnings/awards/recognition out of 17 national competitions
4. Rank of the campuses based on the overall UPCAT scores of the PSHSS student-takers				Top 20		Top 20	-	Top 2	-	-	Top 2	18	
SCIENCE, TECHNOLOGY, ENGINEERING AND MATHEMATICS (STEM) PROMOTION PROGRAM OO : Increased competitiveness of Filipinos in Science and Engineering Outcome Indicator	3102000000000000												
1. Percentage of municipalities with applicants to the National Competitive Examination (NCE)					30%	30%	-	-	65.60%	3.20%	68.80%	38.80%	86/125 municipalities
Output Indicators													
1. Number of municipality recipients of promotional activities					50	50	30	38	57	-	125	75	125/125 municipalities
2. Percentage of freshmen who were able to get a General Weighted Average (GWA) of 2.5 or better in the second quarter of the school year			90%			90%	-	95.61%	-	-	95.61%	5.61%	109/114 freshmen

Prepared By: 
 ROMULO R. BAGACINA JR.
 Planning Officer - Designate
 Date: January 15, 2024 02:09 PM

In coordination with:

 JOSHUA E. GO
 Budget Officer
 Date: January 15, 2024 02:09 PM

Approved By: 
 RONNIE N. ORTEZA, PH.D.
 Campus Director
 Date: January 15, 2024 02:11 PM