



STATEMENT OF APPROPRIATIONS, ALLOTMENTS, OBLIGATIONS, DISBURSEMENTS AND BALANCES
As of the Quarter Ending, March 31, 2015

Department: Department of Science and Technology
Agency: PHILIPPINE SCIENCE HIGH SCHOOL - ILOCOS REGION CAMPUS
Region/Province/City: I ILOCOS SUR
Fund:101


Particulars	UACS CODE	Appropriations			Allotments					Current Year Obligations		Current Year Disbursements		Balances			
		Authorized Appropriation	Adjustments (Transfer (To) From, Realignment)	Adjusted Appropriations	Allotments Received	Adjustments (Withdrawal, Realignments)	Transfer To	Transfer From	Adjusted Total Allotments	1st Quarter ending March 31	Total	1st Quarter ending March 31	Total	Unreleased Appropriation	Unobligated Allotment	Unpaid Obligations (15-20)+(23+24)	
																Due and Demandable	Not Yet Due and Demandable
1	2	3	4	5=(3+4)	6	7	8	9	10[(6+(-7)) -8+9	11	15=(11+12+13+14)	16	20=(16+17+18+19)	21= (5-6)	22= (10-15)	23	24
I. CURRENT YEAR BUDGET/APPROPRIATIONS																	
A. AGENCY SPECIFIC BUDGET																	
General Administration and Support		49,028,000.00	-	49,028,000.00	48,728,000.00	-	0.00	0.00	48,728,000.00	11,268,761.69	11,268,761.69	9,907,901.52	9,907,901.52	300,000.00	37,459,238.31	848,760.32	512,099.85
OPERATIONS																	
MFO 1: Provision of Specialized Secondary Science Education																	
A.II.a Conduct of National Competitive Examination																	
A.II.b Operation of School Campuses																	
Personnel Services	501000000.00	21,677,000.00	-	21,677,000.00	21,677,000.00	-	-	-	21,677,000.00	5,034,201.06	5,034,201.06	4,827,214.51	4,827,214.51	-	16,642,798.94	206,986.55	-
Maintenance & Other Operating Expenses	502000000.00	25,480,000.00	-	25,480,000.00	25,480,000.00	-	-	-	25,480,000.00	6,044,450.63	6,044,450.63	5,029,687.01	5,029,687.01	-	19,435,549.37	641,773.77	372,989.85
Capital Outlays	506000000.00	800,000.00	-	800,000.00	500,000.00	-	-	-	500,000.00	139,110.00	139,110.00	-	-	300,000.00	360,890.00	-	139,110.00
A.II.c. Policy Formulation, Program Planning and Standards Development																	
Personnel Services	501000000.00	1,071,000.00	-	1,071,000.00	1,071,000.00	-	-	-	1,071,000.00	51,000.00	51,000.00	51,000.00	51,000.00	-	1,020,000.00	-	-
Maintenance & Other Operating Expenses	502000000.00	-	-	-	-	-	-	-	-	-	-	-	-	-	-	-	-
Capital Outlays	506000000.00	-	-	-	-	-	-	-	-	-	-	-	-	-	-	-	-
B. Locally-Funded Projects																	
Capital Outlays	506000000.00	4,000,000.00	-	4,000,000.00	4,000,000.00	-	-	-	4,000,000.00	1,989,601.55	1,989,601.55	76,030.92	76,030.92	-	2,010,398.45	3,473.48	1,910,097.15
C. SPECIAL PURPOSE FUNDS																	
Miscellaneous Personnel Benefits Fund																	
Personnel Services		-	-	-	-	-	-	-	-	-	-	-	-	-	-	-	-
D. AUTOMATIC APPROPRIATIONS																	
Retirement and Life Insurance Premium		1,706,000.00	-	1,706,000.00	1,706,000.00	-	-	-	1,706,000.00	458,049.24	458,049.24	458,049.24	458,049.24	-	1,247,950.76	-	-
Personnel Services		1,706,000.00	-	1,706,000.00	1,706,000.00	-	-	-	1,706,000.00	458,049.24	458,049.24	458,049.24	458,049.24	-	1,247,950.76	-	-
TOTAL CURRENT YEAR BUDGET /APPROPRIATIONS		54,734,000.00	-	54,734,000.00	54,434,000.00	-	-	-	54,434,000.00	13,716,412.48	13,716,412.48	10,441,981.68	10,441,981.68	300,000.00	40,717,587.52	852,233.80	2,422,197.00
II. PRIOR YEAR'S BUDGET/ CONTINUING APPROPRIATIONS																	
E. UNRELEASED APPROPRIATION																	
AGENCY SPECIFIC BUDGET																	
Personnel Services		-	-	-	-	-	-	-	-	-	-	-	-	-	-	-	-
Maintenance & Other Operating Expenses		-	-	-	-	-	-	-	-	-	-	-	-	-	-	-	-
Capital Outlays		-	-	-	-	-	-	-	-	-	-	-	-	-	-	-	-
F. SPECIAL PURPOSE FUNDS																	
Calamity Fund																	
Maintenance & Other Operating Expenses		-	-	-	-	-	-	-	-	-	-	-	-	-	-	-	-
Capital Outlays		-	-	-	-	-	-	-	-	-	-	-	-	-	-	-	-
G. UNOBLIGATED ALLOTMENT																	
Personnel Services (under CFAG)		2,214,079.62	-	2,214,079.62	2,214,079.62	-	-	-	2,214,079.62	268,437.91	268,437.91	268,437.91	268,437.91	-	1,945,641.71	-	-
Maintenance & Other Operating Expenses		-	-	-	-	-	-	-	-	-	-	-	-	-	-	-	-
Capital Outlays		-	-	-	-	-	-	-	-	-	-	-	-	-	-	-	-
TOTAL PRIOR YEAR'S BUDGET/ CONT. APPROPRIATIONS		2,214,079.62	-	2,214,079.62	2,214,079.62	-	-	-	2,214,079.62	268,437.91	268,437.91	268,437.91	268,437.91	-	1,945,641.71	-	-
GRAND TOTAL		56,948,079.62	-	56,948,079.62	56,648,079.62	-	-	-	56,648,079.62	13,984,850.39	13,984,850.39	10,710,419.59	10,710,419.59	300,000.00	42,663,229.23	852,233.80	2,422,197.00

Certified Correct:


EVELYN D. VILLAFIOR
Administrative Officer II


EVANGELINE T. TABULA
Accountant II

Approved By:


RONNABEN N. ORTEZA, PhD.
Campus Director