




QUARTERLY PHYSICAL REPORT OF OPERATION  
As of the Quarter Ending March 31, 2020

Department : Department of Science and Technology  
Agency : Philippine Science High School - Ilocos Region Campus  
Operating Unit : 00002  
Organization Code : 19 016 08 00002

✓	Current Year Appropriations
	Supplemental Appropriations
	Continuing Appropriations
	Off-Budget Account

Particulars	UACS CODE	Physical Targets					Physical Accomplishments					Variance as of March 31	Remarks
		1st Quarter	2nd Quarter	3rd Quarter	4th Quarter	Total	1st Quarter	2nd Quarter	3rd Quarter	4th Quarter	TOTAL		
1	2	3	4	5	6	7= (3+4+5+6)	8	9	10	11	12= (8+9+10+11)	13 Over (Under)	14
<b>Part A</b>													
<b>I. OPERATIONS</b>													
<b>OO : Increased competitiveness of Filipinos in Science and Engineering</b>													
<b>PI 1: SCIENCE, TECHNOLOGY, ENGINEERING AND MATHEMATICS (STEM) SECONDARY EDUCATION ON SCHOLARSHIP BASIS PROGRAM</b>													
<b>Outcome Indicators:</b>													
1. Percentage of PSHS graduates pursuing STEM courses				90%		90%	-	-	-	-	-	-	
2. Percentage of winnings/awards/recognition from the total number of STEM-related international (ASEAN included) competitions participated by the PSHS Scholars				90%		90%	100% (1/1)	-	-	-	100% (1/1)	10%	International Science, Technology and Engineering Competition 2020, Bandung, Indonesia on January 13-16,
3. Percentile of PSHS students in Math in the US-based		80%				80%	96%	-	-	-	96%	16.00%	
<b>Output Indicators:</b>													
1. Number of scholars supported				560		560	527	-	-	-	527	-33	Final number of scholars to be determined on 3rd Quarter.
2. Cohort survival rate: Percentage of scholars who advance to the succeeding grade level until they complete the 6-year scholarship period				90%		90%	-	-	-	-	-	-	To be determined after enrolment for SY 2020-2021.
3. Percentage of winnings, awards and recognition from total number of national and international competitions participated						90%	50% (1/2)	-	-	-	50.00%	-40.00%	1/2 competitors
4. Rank of the campuses based on the overall UPCAT scores of the PSHS student-takers			Top 20			Top 20	-	-	-	-	-	-	UPCAT Results will be released on 2nd Quarter
<b>PI 2: SCIENCE, TECHNOLOGY, ENGINEERING AND MATHEMATICS (STEM) PROMOTION PROGRAM</b>													
<b>Outcome Indicators:</b>													
1. Percentage of municipalities with applicants to the National Competitive Examination (NCE)				50%		50%	-	-	-	-	-	-	
<b>Output Indicators:</b>													
1. Number of municipality recipients of promotional activities						65	46	-	-	-	46	-19	
2. Percentage of freshmen who were able to get a General Weighted Average (GWA) of 2.5 or better in the second quarter of the school year		90%				90%	97.77%	-	-	-	97.77%	7.77%	88/90 freshmen
Prepared by:	In cooperation with:					Approved by:							
 ROMULO A. BAGACINA JR. Planning Officer	 JOSHUA E. GO Budget Officer					 RONNALEE N. ORTEZA, PhD. Campus Director							